

Nashville Baseball History

The Nashville Sounds enter their 38th season of competition in 2015 as the Triple-A affiliate of the Oakland Athletics and their 17th season as a member of the 16-team Pacific Coast League. It is the Sounds' first year as an Athletics affiliate.

Baseball's roots in Nashville go back to the 19th Century. In fact, baseball has been played in Middle Tennessee since at



Sulphur Springs Bottom a.k.a. "Sulphur Dell"

least 1860, when the *Republican Banner* newspaper published a July 25th report on the game's popularity the previous fall. During the Civil War, Union soldiers temporarily based here helped spread the game in the local community. Home field was a place known as the Sulphur Springs Bottom, a half-mile north of today's state capitol.

When the Southern League was organized in 1885, Nashville was a charter city. The city fielded several entries in the league over the next ten years -- the Americans (1885-86), the Blues (1887), the Tigers (1893-94), and the Seraphs (1895) -- but was unable to claim a pennant.

The hitters weren't the only players experiencing success, however. Vols hurlers notched 16 SA strikeout titles -- more than any other team -- and Nashville produced several 20-game winners. But year after year, the league's ERA title eluded Nashville pitchers, mainly due to the extremely short 262-foot porch in right field that resulted in countless home runs for left-handed sluggers and caused pitchers to refer to the ballpark as "Sulphur Hell."

Negro League baseball was also a part of the Nashville sports landscape in the early 20th century. Nashville's Thomas T. Wilson formed the semi-pro Nashville Standard Giants in 1918 and the team quickly built regional reputation throughout the South. In 1921, the club was renamed the Elite Giants as the team's success and popularity continued to grow. By 1928, Wilson was ready to move his Elite Giants into the national arena and made several attempts to gain entry into the Negro National League and the Southern Negro League, the two pre-dominant bodies of the time.



Thomas T. Wilson

Wilson Park, an 8,000-seat stadium, was constructed in early 1929 in the Trimble Bottom section of Nashville, near the old Meharry Medical College and Waldon College, right in the middle of Nashville's largest Negro community. His marketing strategy, however, appealed to fans of all race and the facility was used throughout the following decade by numerous community groups and promoters, both black and white.

In 1930, Wilson jumped at the chance to join the Negro National League. Unfortunately, the league disbanded the following year but Wilson kept his team alive by joining the Southern Negro League in the 1932 season. The NNL was reincarnated in 1933 and the Elite Giants rejoined the league for two additional seasons in 1933-34. Due to a declining economy, Wilson moved the club to Columbus following the 1934 campaign, ending Nashville's involvement in the Negro League scene.

In 1960, the Southern Association disbanded and Sulphur Dell sat empty for a season. But, in 1963 the South Atlantic League came to town and Nashville had its first Double-A team. Unfortunately, the Double-A Vols had a disappointing inaugural season and the franchise folded. Sulphur Dell was razed and a parking lot was built on the site. The only sign today of its former life as a well-loved baseball diamond is a marker that designates its historic significance.



After a fifteen-year hiatus, Nashville returned to baseball in 1978 as the Southern League expansion franchise team, the Nashville Sounds. Owner and general manager Larry Schmittou, who had been involved in the Nashville baseball scene for several years as the head coach of the Vanderbilt collegiate squad, was instrumental in the re-emergence of pro baseball in Nashville.

Schmittou employed the city's entertainment scene into the nickname and country & western stars such as Larry Gatlin, Jerry Reed, Conway Twitty, and Richard Sterban (bass singer of the Oak Ridge Boys) became Sounds stockholders. The club played their home games at a new facility, Herschel Greer Stadium, located south of downtown at the foot of St. Cloud Hill in Fort Negley Park. Fans responded to the return of baseball to the city by flocking to the ballpark. Nashville led the Southern League in attendance in each of their seven seasons as a member of the circuit.

As a Cincinnati Reds affiliate in the Double-A Southern League, the Sounds finished 9th during their inaugural campaign in 1978 but easily led the league in attendance, drawing 380,000 fans (more than double the second-place attendance). The club returned with a resurgence the following season, leading the nation in minor league attendance and capturing the Southern League crown behind manager George Scherger. The Sounds beat cross-state rival Memphis for the Western Division title, then defeated Columbus for the SL championship. Pitcher Scott Brown captured the one honor that had eluded Nashville pitchers for years, winning the ERA title with a 2.40 mark.



Don Mattingly

In 1980, the Sounds switched affiliations, becoming a part of the famed New York Yankees organization, and remained at the top of their game. Skippers Stump Merrill and Johnny Oates and players such as Steve Balboni, Don Mattingly, Buck Showalter, Otis Nixon, Willie McGee, Pat Tabler, Dan Pasqua, and Jamie Werly helped lead Nashville to 1st or 2nd place finishes in their division from 1980-84. In 1982, Brian Dayett brought Music City its second Southern League championship with a dramatic 12th-inning homer. Two years later, Jim Deshaies fired the club's first no-hitter.

In 1984, Schmittou purchased the Evansville Triplets of the American Association and in 1985 moved the franchise to Nashville. Nashville's SL franchise was placed in Huntsville, but the Southern League would later make a unique reappearance at Greer.

The Sounds' initial Triple-A affiliation was with the Detroit Tigers from 1985-86. Although Nashville failed to win any titles during this two-year period, there were several individual accomplishments worth mention. Scotti Madison and Bruce Fields posted back-to-back American Association batting titles, and Bryan Kelly tossed the club's second no-hitter.

Sounds alumni were well-represented at the major-league level in 1985. Don Mattingly of the Yankees (1981 Sounds) picked up the American League's Most Valuable Player Award, while the National League MVP honor went to Willie McGee of the Cardinals, a Sounds player in 1980-81.

In 1987, the Sounds rejoined the Cincinnati farm system, this time as the Reds' Triple-A affiliate. Over the first three seasons (1987-89), Nashville fans enjoyed the opportunity to watch players who eventually made up two-thirds of Cincinnati's 1990 World Series championship roster. The Sounds also experienced success in 1990, winning an Eastern Division championship in a one-game playoff with Buffalo after both clubs finished the regular season in a tie. The extra-inning affair was one of the most exciting games in club history and was ended by Chris Jones' two-run homer in the top of the 18th inning.

Greer Stadium was the site of a rare baseball occurrence in 1988, when Nashville and Indianapolis exchanged no-hitters on back-to-back nights in early August. Jack Armstrong fired a no-no one night after Indianapolis' Randy Johnson registered a no-hitter against the Sounds, although Nashville was able to post a 1-0 victory in the contest due to a handful of Indians errors.

Over the early '90s, Nashville became a solid member of the American Association and set their all-time attendance mark when 605,122 fans came out to Greer Stadium in 1990. The Sounds switched affiliations again in 1993, this time becoming the top farm club of the Chicago White Sox. In their first year with the Sox, the Sounds won an Eastern Division crown and continued to enjoy excellent attendance, drawing over 400,000 fans for the fifth consecutive year.



The 1993 season also brought two additions to the Greer Stadium landscape: the signature, guitar-shaped scoreboard and a second professional team. Following the '92 campaign, Charlotte moved up to the Triple-A level and when a proposed transfer of the Double-A franchise to New Orleans was blocked shortly before the season began, the Southern League suddenly had a homeless club. Sounds owner Larry Schmittou offered the use of Greer Stadium for the 1993 season. The Nashville Xpress -- a Twins affiliate -- would schedule home games during Sounds road trips, offering pro ball on a daily basis to local fans.

The Double-A Xpress won the first half in the West, but fell to eventual SL champion Birmingham in the playoff opener, while the Sounds went on to the American Association championship series before falling to Iowa in extra innings in Game 7. The Xpress were back for one more season in 1994 before relocating to Wilmington, N.C. for the 1995 season. The '94 Southern League campaign brought perhaps the most famous visitor to Greer Stadium -- Birmingham outfielder Michael Jordan, who was the talk of minor league baseball during his one-year retirement from the Chicago Bulls, made several appearances in Nashville.

On the Triple-A front, the Sounds experienced great success during their five-year affiliation with the White Sox, winning a pair of Eastern Division crowns and appearing in the 1994 American Association championship (lost to Indianapolis). Fans were provided the opportunity to watch future major-league stars such as Magglio Ordonez, Ray Durham, and James Baldwin, while many of the players who would go on to make up the 2000 AL West champion White Sox fine-tuned their skills at Greer Stadium.

The American Association disbanded in 1997 and the Sounds joined the Pacific Coast League as a member of the Pittsburgh Pirates organization -- their fifth major league organization. Along with a new big-league affiliate came a new logo, color scheme, and uniform. The Sounds spent seven seasons as a Bucs affiliate, making the playoffs once over that span.

Outfielder Chad Hermansen blasted 92 home runs in his five seasons as a Sound (1998-2002) to become the franchise's all-time leader in that category. Left-handed slugger Ivan Cruz (1999-00) became a crowd favorite with his jaw-dropping home runs. Catcher Craig Wilson burst onto the scene in 2000, falling one short of the club record with 33 homers. The PCL All-Star tied a Sounds record in June of that year by swatting three longballs in one game. And catcher Humberto Cota led the Sounds with 71 RBIs in 2001 to earn the Pittsburgh Pirates' Minor League Player-of-the-Year award.



Skeeter Barnes



Nashville Baseball History *(cont'd)*

Journeyman right-hander John Wasdin added his name to the record book in dramatic fashion during his first start of the 2003 season. The 30-year-old tossed the Sounds' first perfect game and only the second nine-inning perfect in the 100-year history of the Pacific Coast League. Wasdin's gem against Albuquerque propelled Nashville to a 14-1 start, which they rode to an Eastern Division title (their first in 10 years) and a berth in the PCL Championship Series (where they were swept by Sacramento, 3-0).

Following the 2004 season, the Sounds changed affiliates once again, welcoming the Milwaukee Brewers to town as the sixth different major-league franchise to set up shop in Music City.

In the club's first season as a Brewers affiliate in 2005, the Sounds captured the Pacific Coast League championship -- the club's first-ever Triple-A title and the city of Nashville's first professional championship in 23 years, dating back to the Sounds' Southern League title in 1982.

Of the 1,030 players to appear in at least one game for the Nashville Sounds since 1978, 543 of them have also played in the major leagues. The Sounds have retired two numbers in their 36-year history: outfielder Skeeter Barnes' 00 and first baseman Don Mattingly's 18. Forty-two Sounds players have been named to their league's postseason All-Star unit.



Chad Hermansen

SOUTHERN LEAGUE (1964-present, member 1978-1984)

Team Records

Most Consecutive Seasons Playing In Postseason - 6 (1979-1984) (*record equaled in 2004 by Birmingham*)
Best Composite Winning Pct. (min. 1,000 games played) - .550 (710-580)
Most Intentional Walks, Season (Pitching) - 79 in 1978
Most Errors, Season - 240 in 1984
Runs Allowed, Game - 25 at Memphis, Aug. 1, 1993 (Nashville Xpress)
Hits Allowed, Game - 32 at Memphis, Aug. 1, 1993 (Nashville Xpress)
RBIs Allowed, Game - 25 at Memphis, Aug. 1, 1993 (Nashville Xpress)

Yearly Awards

1979 Southern League Champions
1980 MacPhail Trophy, Outstanding Minor League Promotions
1981 MacPhail Trophy, Outstanding Minor League Promotions
1982 Southern League Champions
1980 Most Valuable Player - Steve Balboni

Individual Batting Records, Season

Singles - Buck Showalter (155), 1980

Individual Fielding Records, Season

Most Errors, Shortstop - Otis Nixon (56), 1981
Most Games, Catcher (two-way tie) - Dave Van Gorder (131), 1979

Individual Pitching Records, Game

Most Wild Pitches (eight-way tie) - Bruce Berenyi (5), May 23, 1978 vs. Columbus
Most Intentional Walks, Inning (five-way tie) - Geoff Combe (3), April 17, 1978 (most recent occurrence)

Individual Fielding Records, Game

Most Putouts, Outfielder (three-way tie) - Jeff Williams (12), Aug. 31, 1984

AMERICAN ASSOCIATION (1902-1997, member 1985-1997)

Yearly Awards

1989 *Sporting News* Minor League Executive Of Year - Larry Schmittou
1993 & 1996 *Sporting News* Minor League Manager Of Year - Rick Renick
1993 & 1996 Amer. Assoc. Manager Of Year - Rick Renick
1990 Allie Reynolds Award (Amer. Assoc. Pitcher Of Year) - Chris Hammond
1994 Allie Reynolds Award (Amer. Assoc. Pitcher Of Year) - Scott Ruffcorn
1996 Ed C. Johnson Award (Amer. Assoc. Rookie Of Year) - Jeff Abbott
1997 American Association Most Valuable Player & Rookie Of Year - Magglio Ordonez

Individual Pitching Records

Consecutive Strikeouts, Pitcher - Scott Service (10), August 16/18, 1992 (fanned final batter on Aug. 16 then nine on Aug. 18)

PACIFIC COAST LEAGUE (1903-present, member 1998-present)

Team Records

Longest Game, Innings - 24 inn., May 5, 2006 vs. New Orleans (tied PCL record); several additional records set (see pg. 147)
Highest Fielding Percentage, Season - .984 in 2007 / Fewest Errors, Season - 86 in 2007

Yearly Awards

2004 MacPhail Trophy Nominee, Outstanding Minor League Promotions
2005 Pacific Coast League Champions
2007 Pacific Coast League Manager Of Year - Frank Kremblas
2007 Pacific Coast League Pitcher Of Year - R.A. Dickey
2010 Minor League Baseball Rawlings Female Executive Of Year - Sharon Ridley
2013 Pacific Coast League Pitcher Of Year - Johnny Hellweg
2014 Pacific Coast League Pitcher Of Year - Jimmy Nelson

Individual Records, Season

Consecutive Innings, No Bases On Balls, Pitcher - Brian Meadows (70 2/3 IP), July 17, 1002 (2nd inn., no outs) through July 18, 2004 (9th inn., 3 outs)

SOUNDS

2014 IN REVIEW

ATHLETICS

PCL OPPONENTS

RECORDS

MISC. INFO

Year-By-Year Results

SOUNDS

YEAR	PARENT CLUB	LEAGUE	W-L	PCT	FINISH**	MANAGER(S)
1978	Cincinnati	SL	64-77	.454	9th	Chuck Goggin
1979*	Cincinnati	SL	83-61	.576	2nd	George Scherger
1980	New York (AL)	SL	97-46	.678	1st	Stump Merrill
1981	New York (AL)	SL	81-62	.566	1st	Stump Merrill
1982*	New York (AL)	SL	77-67	.535	2nd	Johnny Oates
1983	New York (AL)	SL	88-58	.603	2nd	Doug Holmquist
1984	New York (AL)	SL	74-73	.503	5th	Jim Marshall
1985	Detroit	AA	71-70	.504	5th	Lee Walls/Leon Roberts/ Gordie MacKenzie

2014 IN REVIEW

1986	Detroit	AA	68-74	.479	6th	Leon Roberts
1987	Cincinnati	AA	64-76	.457	7th	Jack Lind
1988	Cincinnati	AA	73-69	.514	4th	Jack Lind/Wayne Garland/Jim Hoff/ George Scherger/Frank Lucchesi
1989	Cincinnati	AA	74-72	.507	4th	Frank Lucchesi
1990	Cincinnati	AA	86-61	.585	2nd	Pete Mackanin
1991	Cincinnati	AA	65-78	.455	6th	Pete Mackanin
1992	Cincinnati	AA	67-77	.465	T-6th	Pete Mackanin/Dave Miley
1993	Chicago (AL)	AA	81-62	.566	2nd	Rick Renick
1994	Chicago (AL)	AA	83-61	.576	2nd	Rick Renick
1995	Chicago (AL)	AA	68-76	.472	6th	Rick Renick
1996	Chicago (AL)	AA	77-67	.535	4th	Rick Renick
1997	Chicago (AL)	AA	74-69	.517	T-3rd	Tom Spencer

ATHLETICS

1998	Pittsburgh	PCL	67-76	.469	12th	Trent Jewett
1999	Pittsburgh	PCL	80-60	.571	4th	Trent Jewett
2000	Pittsburgh	PCL	63-79	.444	T-12th	Trent Jewett/Richie Hebner
2001	Pittsburgh	PCL	64-77	.454	13th	Marty Brown
2002	Pittsburgh	PCL	72-71	.503	T-8th	Marty Brown
2003	Pittsburgh	PCL	81-62	.566	2nd	Trent Jewett
2004	Pittsburgh	PCL	63-79	.444	14th	Trent Jewett
2005*	Milwaukee	PCL	75-69	.521	6th	Frank Kremblas
2006	Milwaukee	PCL	76-68	.528	T-5th	Frank Kremblas
2007	Milwaukee	PCL	89-55	.618	1st	Frank Kremblas
2008	Milwaukee	PCL	59-81	.421	16th	Frank Kremblas
2009	Milwaukee	PCL	75-69	.521	5th	Don Money
2010	Milwaukee	PCL	77-67	.535	5th	Don Money
2011	Milwaukee	PCL	71-73	.493	T-6th	Don Money
2012	Milwaukee	PCL	67-77	.465	12th	Mike Guerrero
2013	Milwaukee	PCL	57-87	.396	16th	Mike Guerrero/Charlie Greene
2014	Milwaukee	PCL	77-67	.535	5th	Rick Sweet

OVERALL RECORD 2728-2573 .515

* Denotes League Champions
** Finish represents composite league standing

PCL OPPONENTS

RECORDS

MISC. INFO

Yearly Attendance Totals

YEAR	ATTENDANCE	DATES	AVERAGE	CUMULATIVE TOTAL
1978	380,159	71	5,354	380,159
1979	515,488	70	7,364	895,647
1980	575,676	71	8,108	1,471,323
1981	567,994	74	7,676	2,039,317
1982	532,449	75	7,099	2,571,766
1983	500,048	77	6,494	3,071,814
1984	376,440	76	4,953	3,448,254
1985	364,225	72	5,059	3,812,479
1986	364,614	69	5,284	4,177,093
1987	378,715	69	5,489	4,555,808
1988	317,785	70	4,540	4,873,593
1989	457,854	73	6,272	5,331,447
1990	605,122	76	7,962	5,936,569
1991	454,575	72	6,651	6,391,144
1992	489,991	72	6,805	6,881,135
1993	438,745	72	6,094	7,319,880
1994	300,821	72	4,178	7,620,701
1995	355,133	72	4,932	7,975,834
1996	303,407	72	4,214	8,279,241
1997	269,186	72	3,739	8,548,427
1998	323,068	72	4,487	8,871,495
1999	335,901	71	4,731	9,207,396
2000	269,682	69	3,908	9,477,078
2001	305,385	69	4,426	9,782,463
2002	322,059	69	4,668	10,104,522
2003	387,345	67	5,781	10,491,867
2004	405,536	67	6,053	10,897,403
2005	419,412	69	6,078	11,316,815
2006	410,569	69	5,950	11,727,384
2007	411,959	70	5,885	12,139,343
2008	354,662	67	5,293	12,494,005
2009	305,434	68	4,492	12,799,439
2010	319,235	67	4,765	13,118,674
2011	335,143	69	4,857	13,453,817
2012	321,042	67	4,792	13,774,859
2013	355,003	70	5,071	14,129,862
2014	323,961	66	4,909	14,453,823
TOTAL	14,453,823	2,613	5,532	--

SOUNDS

2014 IN REVIEW

ATHLETICS

PCL OPPONENTS

RECORDS

MISC. INFO

John Wasdin's Perfect Game - April 7, 2003

It was John Wasdin's world on April 7, 2003 in Nashville.

The 30-year-old Nashville Sounds starter fired the first perfect game in the team's 26-year history in a 4-0, 100-pitch victory over the visiting Albuquerque Isotopes at Greer Stadium.

The rare achievement was only the second nine-inning perfect game in the 100-year history of the Pacific Coast League.


Wasdin struck out Isotopes pinch hitter Rob Stratton on four pitches to close the game before he was mobbed by his teammates just in front of the mound following his first start of the season.

Wasdin matched a Nashville individual-game record with 15 strikeouts in the contest, including the final two batters he faced, to etch his name in the record books. Seventy-two of his 100 pitches were thrown for strikes.

Nashville manager Trent Jewett addressed the entire Sounds team about the night's significance in the Greer Stadium clubhouse immediately following the game.

"A lot of you have been in baseball a long time, but what you just witnessed, you'll never see anything more magical or more difficult," Jewett said. "Absolutely unbelievable."

Third baseman Mike Gulan provided the biggest defensive plays behind Wasdin, snaring a sharply-hit Matt Treanor line drive back-handed just inside the third-base line to record the first out of the ninth inning and making an outstanding barehand play on a Jesus Medrano bunt in the top of the fourth to nail the Isotope by a step.



Wasdin's perfect game was Nashville's first no-hit effort since Jack Armstrong tossed one against Indianapolis on August 7, 1988, and was the fourth by a Sounds hurler and eighth overall in a game involving the Sounds. Oklahoma City's Rick Helling fired a perfect game against the Sounds in 1996.



John Wasdin and battery mate Humberto Cota address the media following the game, while the Greer Stadium scoreboard lets fans know the outcome of the contest.



Albuquerque Isotopes at Nashville Sounds Apr 07, 2003 at Nashville, Tenn. (Greer Stadium)																																																																																													
Albuquerque Isotopes 0 (3-2)						Nashville Sounds 4 (4-0)																																																																																							
Player	AB	R	H	BI		Player	AB	R	H	BI																																																																																			
Jesus Medrano 2b	3	0	0	0		Tony Alvarez cf	3	0	0	0																																																																																			
Kevin Hooper ss	3	0	0	0		John Barnes lf	3	1	0	0																																																																																			
Jason Wood 1b	3	0	0	0		Adam Hyzdu 1b	3	1	1	2																																																																																			
Chad Allen cf	3	0	0	0		Carlos Rivera 1b	0	0	0	0																																																																																			
Chris Wakeland lf	3	0	0	0		Mike Gulan 3b	4	1	3	0																																																																																			
Chris Ashby rf	3	0	0	0		Dave Doster 2b	3	0	0	1																																																																																			
Matt Treanor c	3	0	0	0		J.J. Davis rf	3	1	1	0																																																																																			
Matt Erickson 3b	3	0	0	0		Humberto Cota c	3	0	0	0																																																																																			
Jason Secoda p	2	0	0	0		Aaron Holbert ss	3	0	2	0																																																																																			
Doug Bochtler p	0	0	0	0		John Wasdin p	3	0	1	0																																																																																			
Marc Wilkins p	0	0	0	0																																																																																									
Juan Alvarez p	0	0	0	0																																																																																									
Robert Stratton ph	1	0	0	0																																																																																									
Totals.....	27	0	0	0		Totals.....	28	4	8	3																																																																																			
Score by Innings					R	H	E																																																																																						
Albuquerque Isotopes	000	000	000	-	0	0	2																																																																																						
Nashville Sounds.....	020	002	00X	-	4	8	0																																																																																						
E - Hooper, K; Secoda, J. DP - Albuquerque 2. LOB - Nashville 4. 2B - Gulan, M; Holbert, A. HR - Hyzdu, A. SF - Doster, D. SB - Davis, J; Holbert, A. CS - Hyzdu, A.																																																																																													
<table border="1"> <thead> <tr> <th>Albuquerque Isotopes</th> <th>IP</th> <th>H</th> <th>R</th> <th>ER</th> <th>BB</th> <th>SO</th> <th>WP</th> <th>BK</th> <th>HP</th> <th>IBB</th> <th>AB</th> <th>BF</th> <th>FO</th> <th>GO</th> <th>NP</th> </tr> </thead> <tbody> <tr> <td>Jason Secoda L,0-1</td> <td>5.0</td> <td>5</td> <td>4</td> <td>2</td> <td>3</td> <td>4</td> <td>0</td> <td>0</td> <td>0</td> <td>0</td> <td>17</td> <td>21</td> <td>4</td> <td>5</td> <td>78</td> </tr> <tr> <td>Doug Bochtler</td> <td>1.0</td> <td>1</td> <td>0</td> <td>0</td> <td>0</td> <td>1</td> <td>0</td> <td>0</td> <td>0</td> <td>0</td> <td>3</td> <td>3</td> <td>0</td> <td>1</td> <td>10</td> </tr> <tr> <td>Marc Wilkins</td> <td>1.0</td> <td>1</td> <td>0</td> <td>0</td> <td>0</td> <td>1</td> <td>0</td> <td>0</td> <td>0</td> <td>0</td> <td>4</td> <td>4</td> <td>1</td> <td>1</td> <td>13</td> </tr> <tr> <td>Juan Alvarez</td> <td>1.0</td> <td>1</td> <td>0</td> <td>0</td> <td>0</td> <td>1</td> <td>0</td> <td>0</td> <td>0</td> <td>0</td> <td>4</td> <td>4</td> <td>1</td> <td>1</td> <td>15</td> </tr> </tbody> </table>														Albuquerque Isotopes	IP	H	R	ER	BB	SO	WP	BK	HP	IBB	AB	BF	FO	GO	NP	Jason Secoda L,0-1	5.0	5	4	2	3	4	0	0	0	0	17	21	4	5	78	Doug Bochtler	1.0	1	0	0	0	1	0	0	0	0	3	3	0	1	10	Marc Wilkins	1.0	1	0	0	0	1	0	0	0	0	4	4	1	1	13	Juan Alvarez	1.0	1	0	0	0	1	0	0	0	0	4	4	1	1	15
Albuquerque Isotopes	IP	H	R	ER	BB	SO	WP	BK	HP	IBB	AB	BF	FO	GO	NP																																																																														
Jason Secoda L,0-1	5.0	5	4	2	3	4	0	0	0	0	17	21	4	5	78																																																																														
Doug Bochtler	1.0	1	0	0	0	1	0	0	0	0	3	3	0	1	10																																																																														
Marc Wilkins	1.0	1	0	0	0	1	0	0	0	0	4	4	1	1	13																																																																														
Juan Alvarez	1.0	1	0	0	0	1	0	0	0	0	4	4	1	1	15																																																																														
<table border="1"> <thead> <tr> <th>Nashville Sounds</th> <th>IP</th> <th>H</th> <th>R</th> <th>ER</th> <th>BB</th> <th>SO</th> <th>WP</th> <th>BK</th> <th>HP</th> <th>IBB</th> <th>AB</th> <th>BF</th> <th>FO</th> <th>GO</th> <th>NP</th> </tr> </thead> <tbody> <tr> <td>John Wasdin W,1-0</td> <td>9.0</td> <td>0</td> <td>0</td> <td>0</td> <td>0</td> <td>15</td> <td>0</td> <td>0</td> <td>0</td> <td>0</td> <td>27</td> <td>27</td> <td>7</td> <td>5</td> <td>100</td> </tr> </tbody> </table>														Nashville Sounds	IP	H	R	ER	BB	SO	WP	BK	HP	IBB	AB	BF	FO	GO	NP	John Wasdin W,1-0	9.0	0	0	0	0	15	0	0	0	0	27	27	7	5	100																																																
Nashville Sounds	IP	H	R	ER	BB	SO	WP	BK	HP	IBB	AB	BF	FO	GO	NP																																																																														
John Wasdin W,1-0	9.0	0	0	0	0	15	0	0	0	0	27	27	7	5	100																																																																														
Inherited runners/scored: None. Pitches/strikes: Secoda, J 78/50; Bochtler, D 10/7; Wilkins, M 13/10; Alvarez, J 15/11; Wasdin, J 100/72.																																																																																													
Strikeouts - Medrano, J 2; Hooper, K 3; Wood, J; Allen, C; Wakeland, C 3; Treanor, M; Erickson, M 2; Secoda, J; Stratton, R; Alvarez, T 2; Hyzdu, A; Gulan, M; Davis, J; Cota, H; Wasdin, J.																																																																																													
Walks - Alvarez, T; Barnes, J; Hyzdu, A.																																																																																													
Umpires - HP: Jimmy Horton 1B: Ryan West 3B: Matt Schaeffer Time - 2:02 Attend - 1946																																																																																													

SOUNDS

2014 IN REVIEW

ATHLETICS

PCL OPPONENTS

RECORDS

MISC. INFO

Manny Parra's Perfect Game - June 25, 2007

Sounds left-hander Manny Parra made history on June 25, 2007 at The Dell Diamond in Round Rock, Texas, throwing a perfect game in Nashville's 3-0 victory over the Express in his second career Triple-A start.

The 24-year-old hurler was mobbed near the mound by teammates shortly after 9:43 p.m. as first baseman Brad Nelson gloved a game-ending popup off the bat of pinch hitter Jesse Garcia as Parra etched his name into the record books.

"I don't think I even watched it come down," Parra said. "I was thinking, 'Is this really happening?' It was unbelievable. It's something I never thought I'd do. I've never even seen a no-hitter in person."

Parra's teammates mobbed the Sacramento native at the mound as the remaining opposing fans at The Dell Diamond gave him a standing ovation.

"It's the greatest feeling I've ever had," Parra said.

Parra (1-1), who earned his first career Triple-A victory with the historic effort, set a new career high with 11 strikeouts in the contest. He had previously fanned 10 batters on five occasions.

The southpaw, who threw 107 pitches including 77 strikes, did not face a three-ball count against any batter until the bottom of the seventh inning and worked through three-ball counts only three times all evening.


The rare achievement was only the third nine-inning perfect game in the 104-year history of the Pacific Coast League – and the second by a member of the Nashville Sounds.

Tacoma's John Halama threw the first PCL perfecto on July 8, 2001 before the Sounds' John Wasdin duplicated the feat on April 7, 2003 at Greer Stadium.

It was the sixth no-hit effort by a Sounds hurler (second perfect game) and 11th overall no-hitter in a game involving the Sounds in the club's 30-year history.



The Dell Diamond's scoreboard shows the result and celebration above. Below, Manny Parra (facing camera) accepts congratulations from teammates and coaches.



Nashville Sounds at Round Rock Express															
Jun 25, 2007 at Round Rock, Texas (The Dell Diamond)															
Nashville Sounds 3 (45-32)					Round Rock Express 0 (32-45)										
Player	AB	R	H	BI	Player	AB	R	H	BI						
Tony Gwynn cf	3	0	0	0	Mike Rodriguez cf	3	0	0	0						
Callix Crabbe 2b	4	1	3	0	Brooks Conrad 2b	3	0	0	0						
Layne Nix cf	4	0	0	0	Danny Klassen ss	3	0	0	0						
Joe Dillon 3b	3	1	1	1	Jason Lane rf	3	0	0	0						
Brad Nelson 1b	4	1	1	0	Cody Ransom 3b	3	0	0	0						
Mike Rivera c	4	0	2	2	Mark Saccomanno 1b	3	0	0	0						
Drew Anderson lf	4	0	2	0	Humberto Quintero c	3	0	0	0						
Ozzie Chavez ss	4	0	1	0	Josh Anderson lf	2	0	0	0						
Manny Parra p	4	0	0	0	Barry Wesson ph	1	0	0	0						
					Matt Albers p	2	0	0	0						
					Paul Estrada p	0	0	0	0						
					Jesse Garcia ph	1	0	0	0						
Totals.....	34	3	10	3	Totals.....	27	0	0	0						
Score by Innings					R H E										
Nashville Sounds.....					100 000 002 - 3 10 0										
Round Rock Express.....					000 000 000 - 0 0 1										
E - Conrad, B. LOB - Nashville 6. 2B - Crabbe, C; Anderson, D; Rivera, M. SB - Crabbe, C. CS - Gwynn, T 2; Anderson, D.															
Nashville Sounds															
Manny Parra W,1-1	IP	H	R	ER	BB	SO	WP	BK	HP	IBB	AB	BF	FO	GO	NP
	9.0	0	0	0	0	11	0	0	0	0	27	27	10	6	107
Round Rock Express															
Matt Albers L, 2-3	IP	H	R	ER	BB	SO	WP	BK	HP	IBB	AB	BF	FO	GO	NP
	7.0	8	1	1	1	6	0	0	0	0	26	27	8	3	119
Paul Estrada	2.0	2	2	2	1	2	1	0	0	0	9	10	1	3	31
Inherited runners/scored: None. Pitches/strikes: Parra, M 107/77; Albers, M 119/68; Estrada, P 31/20.															
Strikeouts - Gwynn, T; Nix, L 2; Nelson, B 2; Rivera, M; Anderson, D; Parra, M; Rodriguez, M; Conrad, B 3; Klassen, D; Lane, J 2; Anderson, J 2; Wesson, B; Albers, M.															
Walks - Gwynn, T; Dillon, J.															
Umpires - HP: Scot Chamberlain 1B: Dan Bellino 3B: Casey Moser Time - 2:36 Attend - 8611															

SOUNDS

2014 IN REVIEW

ATHLETICS

PCL OPPONENTS

RECORDS

MISC. INFO

24-Inning Game - May 5-6, 2006

SOUNDS

The Nashville Sounds were on the short end of a 5-4 loss to the New Orleans Zephyrs as the teams participated in a Pacific Coast League record-tying 24-inning marathon on May 5th & 6th, 2006 at Greer Stadium.

The 24-inning contest, which finished with a game time of eight hours and seven minutes, was the longest in both teams' histories and matched the existing PCL mark originally set on June 8, 1909 in a game between San Francisco and Oakland then equaled on September 10, 1911 in a game between Sacramento and Portland.

Zephyrs catcher Wiki Gonzalez provided the game-winner when he drove in pitcher-turned-rightfielder Chris Schroder with a one-out RBI single up the middle off Mike Meyers that glanced off the glove of Sounds second baseman Jermaine Clark. Schroder had drawn a one-out walk and moved to second on a Josh Labandeira single.

The game-deciding run was the first scored by either team in 15 innings as both teams remained scoreless from the 10th through the 23rd frames. The Sounds and Z's completed the final six innings of the contest on Saturday, May 6th after playing to a 4-4 tie through 18 innings the previous night before the game was halted due to a curfew rule.

The Sounds got on the board only two pitches into the game with a leadoff homer courtesy of Dave Krynzal. The Sounds' one run would not be enough as the teams would exchange the lead four times throughout the game. The first exchange would occur in the top of the third inning. The Zephyrs scored two unearned runs off two singles and an error by Sounds shortstop Chris Barnwell.

Barnwell bounced right back with a leadoff double in the bottom of the fourth and later scored from third on a squeeze bunt by pitcher Dennis Sarfate.

Nashville added another run in the seventh on a Brent Abernathy RBI single to extend the lead to 3-1.

The visitors came back with one run in the eighth when Tyrell Godwin was hit by an Allan Simpson pitch with the bases loaded to force home Brendan Harris.

With the Zephyrs down to their final strike in the top of the ninth, Henry Mateo scored from second on a two-out, two-strike single into left field by Harris off Simpson to tie the game up at four runs apiece.

Neither team would strike again until the top of the 24th inning.

2014 IN REVIEW

ATHLETICS

PCL OPPONENTS

RECORDS

MISC. INFO

PCL RECORDS SET IN GAME

Most at-bats, both teams - 166 (previous mark was 109)

Most pitchers used, both teams - 17 (previous mark was 14)

Most strikeouts, both teams - 48 (previous mark was 32)

Most assists, both teams - 53 (previous mark was 45)

Most at-bats, one team - 81, NVL (previous mark was 64)

Batting strikeouts, one team - 29, NVL (previous mark was 20)

Batting strikeouts, ind. - 7, Brad Nelson, NVL (previous mark was 6)

PCL RECORDS TIED IN GAME

Most players used, both teams - 40 (tied existing PCL mark set in 1947)

Most pitchers used, one team - 9, NVL (tied existing mark set in 1964)

Most assists, one club - 28, NVL (tied existing mark, 4th occurrence)

NASHVILLE RECORDS SET IN GAME

Hits allowed - 22 (prev. mark was 20)

At-bats - 11, Chris Barnwell (prev. - 9)

New Orleans Zephyrs at Nashville Sounds May 05, 2006 at Nashville, Tenn. (Greer Stadium)													
New Orleans Zephyrs 5 (12-16)						Nashville Sounds 4 (19-9)							
Player	AB	R	H	BI	BB	K	Player	AB	R	H	BI	BB	K
Brandon Watson cf	9	1	3	0	0	0	Dave Krynzal cf	10	2	2	1	1	2
Bill Bray p	1	0	0	0	0	0	Jermaine Clark 2b-ss	10	1	1	0	1	4
Santiago Ramirez p	1	0	0	0	0	1	Brent Abernathy lf-2b	9	0	2	1	2	2
Henry Mateo 2b	9	2	3	0	0	2	Corey Hart rf	8	0	2	1	3	1
Brendan Harris 3b	9	1	3	1	2	2	Mike Rivera c	7	0	0	0	2	5
Larry Broadway 1b	8	0	3	1	2	2	Brad Nelson 1b	10	0	1	0	1	7
Mike Vento rf-cf	10	0	6	1	1	1	Chris Barnwell ss-p	11	1	2	0	0	2
Tyrell Godwin lf	5	0	0	1	0	2	Enrique Cruz 3b	3	0	0	0	0	2
Micah Bowie p	1	0	0	0	0	1	Wilton Chavez p	0	0	0	0	0	0
Chris Schroder p-rf	1	1	0	0	1	1	Allan Simpson p	0	0	0	0	0	0
Josh Labandeira ss	11	0	2	0	0	2	a-Tony Gwynn ph	1	0	1	0	0	0
Alberto Castillo c	3	0	0	0	0	2	Jason Kershner p	0	0	0	0	0	0
a-Wiki Gonzalez ph-c	7	0	2	1	1	0	b-Nelson Cruz ph	0	0	0	0	0	0
Andrew Good p	2	0	0	0	1	0	Mike Adams p	0	0	0	0	0	0
Kevin Gryboski p	0	0	0	0	0	0	c-Mark Johnson ph	1	0	0	0	0	0
b-Kenny Kelly ph	1	0	0	0	0	1	Mitch Stetter p	1	0	0	0	0	0
Travis Hughes p	0	0	0	0	0	0	Brett Evert p	1	0	0	0	0	0
c-Brandon Larson ph	1	0	0	0	0	0	Mike Meyers p-lf	3	0	0	0	0	2
Saul Rivera p	1	0	0	0	0	1	Dennis Sarfate p	2	0	2	1	0	0
Greg Thissen lf	5	0	0	0	0	1	Vinny Rottino 3b	5	0	0	0	1	2
Totals.....	85	5	22	5	8	19	Totals.....	81	4	13	4	12	29

a-Popped out for Castillo in the 8th. b-Struck out for Gryboski in the 9th. c-Grounded out for Hughes in the 11th. a-Singled for Simpson in the 9th. b-Hit by pitch for Kershner in the 11th. c-Grounded out for Adams in the 13th.

Score by Innings

	R	H	E
New Orleans Zephyrs	002	000	011
Nashville Sounds	101	100	100

E - Labandeira, J; Barnwell, C. DP - New Orleans 2, Nashville 3. LOB - New Orleans 22, Nashville 22. 2B - Watson, B; Barnwell, C; Sarfate, D. HR - Krynzal, D. S - Mateo, H 2; Broadway, L; Godwin, T; Schroder, C. SB - Harris, B; Mateo, H; Hart, C 2; Abernathy, B; Krynzal, D; Nelson, B. CS - Harris, B; Labandeira, J; Watson, B; Barnwell, C; Rivera, M.

New Orleans Zephyrs	IP	H	R	ER	BB	SO	WP	BK	HP	IBB	AB	BF	FO	GO	NP
Andrew Good	6.1	8	4	4	1	5	0	0	1	0	26	28	6	8	92
Kevin Gryboski	1.2	1	0	0	0	1	0	0	0	0	6	6	0	4	18
Travis Hughes	2.0	2	0	0	1	2	0	0	0	0	8	9	1	3	33
Saul Rivera	3.0	1	0	0	4	2	0	0	2	1	9	15	2	4	65
Micah Bowie	3.0	0	0	0	1	4	0	0	0	0	10	11	3	2	45
Chris Schroder	2.0	0	0	0	3	5	1	0	0	1	6	9	1	0	44
Bill Bray	3.0	1	0	0	2	6	0	0	0	0	9	11	2	0	53
Santiago Ramirez W, 2-1	3.0	0	0	0	0	4	0	0	0	0	9	9	1	4	38

Nashville Sounds	IP	H	R	ER	BB	SO	WP	BK	HP	IBB	AB	BF	FO	GO	NP
Dennis Sarfate	6.0	4	2	0	2	6	0	0	0	0	23	25	5	7	97
Wilton Chavez	1.1	3	1	1	0	2	0	0	0	0	7	7	0	2	26
Allan Simpson	1.2	2	1	1	0	3	0	0	1	0	7	8	2	0	36
Jason Kershner	2.0	1	0	0	0	1	0	0	0	0	7	7	1	4	22
Mike Adams	2.0	3	0	0	1	1	0	0	0	0	8	9	2	2	27
Mitch Stetter	3.0	2	0	0	2	1	0	0	0	2	9	11	2	5	41
Brett Evert	2.0	3	0	0	0	1	0	0	0	0	8	8	5	0	23
Mike Meyers L, 1-1	5.1	4	1	1	3	3	0	0	0	0	20	23	9	4	71
Chris Barnwell	0.2	0	0	0	0	1	0	0	0	0	1	1	0	0	4

WP: Schroder, C. HBP: Rivera, M 2 (by Good, by Rivera); Cruz, N (by Rivera); Godwin, T (by Simpson). IBB: Krynzal, D (by Rivera); Rivera, M (by Schroder); Vento, M (by Stetter); Harris, B (by Stetter).

Inherited runners/scored: Gryboski, K 1/1; Simpson, A 3/1.

Time - 8:07 Attend - 9124 Weather - 70 degrees, clear Wind - 11 mph, out to LF

Single-Game Team/Individual Records

SOUNDS

2014 IN REVIEW

ATHLETICS

PCL OPPONENTS

RECORDS

MISC. INFO

TEAM BATTING

Most Runs Scored, Game	20 - 5/31/81 vs. Knoxville 5/20/00 at Colorado Springs
Most Hits, Game	24 - 5/20/00 at Colorado Springs 5/21/00 at Colorado Springs 8/4/11 at Colorado Springs (G1)
Most Doubles, Game	8 - 6/2/81 vs. Birmingham 5/22/94 vs. Oklahoma City 5/1/02 at Oklahoma 5/27/03 at Iowa 8/10/11 at Reno
Most Triples, Game	4 - 5/1/87 at Denver 6/25/90 at Oklahoma City
Most Home Runs, Game	6 - 7/30/99 at Memphis
Most Stolen Bases, Game	7 - 6/22/90 vs. Denver 7/25/09 at Oklahoma City
Most Walks, Game	13 - 6/29/02 at Iowa
Most Strikeouts, Game	29 - 5/5/06 vs. New Orleans -- <i>PCL Record</i>
Nine-Inning Game	17 - 5/20/99 vs. Iowa 8/14/05 at Memphis 5/30/06 vs. Iowa 5/3/13 at Round Rock 5/10/13 vs. Fresno
Most Runners LOB, Game	22 - 5/5/06 vs. New Orleans
Nine-Inning Game	20 - 4/18/79 at Jacksonville

TEAM PITCHING

Most Runs Allowed, Game	20 - 8/19/13 vs. Round Rock - 8/25/14 vs. Sacramento
Most Hits Allowed, Game	24 - 5/27/12 vs. Round Rock - 8/25/14 vs. Sacramento
Most Walks, Game	14 - 8/15/87 vs. Denver
Most Strikeouts, Game	20 - 6/26/93 vs. Oklahoma City

INDIVIDUAL BATTING

Most At-Bats, Game	11 - Chris Barnwell, 5/5/06 vs. New Orleans
Most Runs Scored, Game	5 - Adrian Brown, 5/12/99 at Tucson Erick Almonte, 7/5/11 vs. Memphis Taylor Green, 7/28/11 at Oklahoma City
Most Hits, Game	5 - multiple times, most recently by Erick Almonte, 6/6/11 at New Orleans
Most Doubles, Game	4 - Tim Laker, 8/30/98 vs. New Orleans
Most Triples, Game	2 - 12 times, most recently by Sean Halton, 7/25/12 vs. Memphis
Most Home Runs, Game	3 - Steve Balboni, 5/1/80 at Knoxville Dan Pasqua, 9/3/84 vs. Memphis Darnell Coles, 4/10/92 at Denver Craig Wilson, 6/6/00 vs. Tucson Ryan Braun, 4/14/07 at New Orleans Russell Branyan, 5/16/08 vs. New Orleans
Most RBIs, Game	7 - Drew Denson, 5/13/93 at Buffalo Drew Denson, 8/28/93 vs. Omaha Ray Durham, 4/24/94 at Omaha Dan Howitt, 5/3/94 vs. Buffalo Humberto Cota, 5/26/02 at Colorado Springs Joe Dillon, 6/2/07 vs. Tucson Brendan Katin, 8/29/10 vs. New Orleans Erick Almonte, 6/6/11 at New Orleans
Most Stolen Bases, Game	4 - Otis Nixon, 8/31/81 at Chattanooga
Most Walks, Game	4 - 15 times, most recently by Callix Crabbe, 8/11/08 vs. Omaha
Most Strikeouts, Game	7 - Brad Nelson, 5/5/06 vs. New Orleans -- <i>PCL Record</i>
Nine-Inning Game	4 - 74 times, most recently by Josh Prince, 8/26/13 at Oklahoma City

INDIVIDUAL PITCHING

Most Strikeouts, Game	15 - Jamie Werly, 8/28/81 vs. Charlotte Luis Vasquez, 6/29/89 vs. Columbus John Wasdin, 4/7/03 vs. Albuquerque
Most Walks, Game	10 - Bryan Kelly, 5/4/86 at Buffalo Chris Hammond, 5/26/89 vs. Pawtucket
Most Runs Allowed, Game	14 - Jamie Werly, 8/18/81 at Birmingham
Most Hits Allowed, Game	16 - Jamie Werly, 8/18/81 at Birmingham

Single-Season Team Records

SOUNDS

GENERAL	HIGH	YEAR(S)	LOW	YEAR(S)
Wins	97	1980	57	2013
Losses	87	2013	46	1980
Winning Pct.	.678	1980	.421	2008
Streaks W/L	15	1999	12	1987
Home Wins	51	1980	28	2000
Home Losses	43	2000	20	1980
Home Winning Pct.	.718	1980	.394	2000
Road Wins	46	1980	23	1986
Road Losses	48	1986, 2013	26	1980
Road Winning Pct.	.639	1980	.324	1986
Extra-Inning Games	17	1980, '88, 2005, '12	5	2014
Extra-Inning Wins	14	1980	1	2013, '14
Extra-Inning Losses	11	1986, 2004, '12	3	1980
Extra-Inning Winning Pct.	.824	1980	.100	2013
One-Run Games	52	2011	34	1983
One-Run Wins	32	1980	13	2008
One-Run Losses	31	2006	12	1989
One-Run Winning Pct.	.707	1989	.342	2008

2014 IN REVIEW

ATHLETICS

BATTING	HIGH	YEAR(S)	LOW	YEAR(S)
Batting Average	.289	1999	.251	1988
At-Bats	4,926	1992	4,411	1978
Runs	806	1999	489	1978
Hits	1,383	2011	1,100	1978
Total Bases	2,266	1999	1,458	1978
Doubles	292	1999	172	1991
Triples	60	1979, '80	18	2002
Home Runs	183	1999	36	1978
Runs Batted In	761	1999	421	1978
Sacrifice Hits	92	2009	34	1986
Sacrifice Flies	54	1986, '99	23	1991
Hit By Pitch	73	1998	23	1985, '88
Bases On Balls	680	1984	368	1996
Intentional Walks	48	1979	9	1998, 2000
Strikeouts	1,150	2013	624	1987
Stolen Bases	205	1981	63	2011
Caught Stealing	86	1980	30	1989, 2011
Runners Left On Base	1,156	1984	917	2014

PCL OPPONENTS

PITCHING	HIGH	YEAR(S)	LOW	YEAR(S)
Earned Run Average	4.98	1998	3.13	1980
Complete Games	63	1983	1	2014
Shutouts	14	1989	1	1999
Saves	46	1994	12	1983
Innings Pitched	1,295.0	1992	1,167.0	1978
Hits Allowed	1,364	2004	1,076	1978
Runs Allowed	772	1998	520	1978
Earned Runs Allowed	676	1998	421	1978
Home Runs Allowed	166	2008	54	1978
Hit Batsmen	64	2000, '14	15	1979
Bases On Balls Allowed	666	1984	356	2002
Intentional Walks Allowed	79	1978	7	2009
Strikeouts	1,236	2014	708	1983
Wild Pitches	91	2000	40	2003
Balks	71	1988	2	2006

RECORDS

FIELDING	HIGH	YEAR(S)	LOW	YEAR(S)
Fielding Percentage	.984*	2007	.958	1984
Putouts	3,885	1992	3,504	1978
Assists	1,657	1982	1,355	1978
Errors	240	1984	86*	2007
Double Plays	168	2010	90	1979
Triple Plays	2	2011	0	29 times
Passed Balls	30	2013	4	1985

* PCL Record

MISC. INFO

Single-Season Batting Records

Batting Average	Bruce Fields	.368	1986
Games	Skeeter Barnes	145	1979
	Gene Menees	145	1979
At-Bats	Norberto Martin	580	1993
Runs	Ted Wilborn	106	1981
Hits	Norberto Martin	179	1993
Total Bases	Steve Balboni	288	1980
	Brian Dayett	288	1982
Doubles	Chris Truby	41	2004
Triples	Duane Walker	15	1979
Home Runs	Steve Balboni	34	1980
	Brian Dayett	34	1982
Runs Batted In	Steve Balboni	122	1980
Sacrifice Hits	Alcides Escobar	19	2009
Sacrifice Flies	Nate Chapman	9	1982
	Ivan Cruz	9	1999
	Mendy Lopez	9	2002
Hit-By-Pitch	Drew Denson	35	1994
Bases on Balls	Otis Nixon	110	1981
Strikeouts	Joe Koshansky	166	2009
Stolen Bases	Otis Nixon	72	1981

Yearly Batting Leaders

YEAR	AVERAGE	GAMES	AT BATS
1978	Don Lyle .287	Don Lyle/George Weicker 128	Don Lyle 432
1979	Duane Walker .303	Skeeter Barnes/Gene Menees 145	Gene Menees 553
1980	Buck Showalter .323	Buck Showalter 142	Buck Showalter 550
1981	Willie McGee .322	Don Mattingly 141	Ted Wilborn 553
1982	Erik Peterson .301	Brian Dayett 144	Brian Dayett 536
1983	Vic Mata .303	Keith Smith 141	Scott Bradley 525
1984	Tommy Barrett .308	Keith Smith 138	Tommy Barrett 510
1985	Scotti Madison .341	Scottie Earl 125	Mike Laga 430
1986	Bruce Fields .368	German Rivera 140	German Rivera 506
1987	Jeff Treadway .315	Jeff Treadway 123	Leo Garcia 437
1988	Van Snider .290	Marty Brown/Van Snider 135	Van Snider 525
1989	Skeeter Barnes .303	Keith Lockhart 131	Keith Lockhart 479
1990	Leo Garcia .287	Skeeter Barnes 144	Skeeter Barnes 548
1991	Terry Lee .304	Adam Casillas 128	Leo Garcia 450
1992	Geronimo Berroa .328	Jeff Small 126	Jeff Small 503
1993	Matt Merullo .332	Norberto Martin 137	Norberto Martin 580
1994	Ray Durham .296	Drew Denson 138	Ray Durham 527
1995	Chris Snopak .323	Mike Robertson 139	Kerry Valrie 544
1996	Jeff Abbott .325	Mike Robertson/Kerry Valrie 138	Kerry Valrie 498
1997	Magglio Ordonez .329	Craig Wilson 137	Magglio Ordonez 523
1998	Darryl Brinkley .355	Chad Hermansen 126	Chad Hermansen 458
1999	Aramis Ramirez .328	Aramis Ramirez 131	Chad Hermansen 496
2000	Craig Wilson .283	Craig Wilson 124	Tike Redman 506
2001	Reed Sechrist .305	Chad Hermansen 123	Chad Hermansen 447
2002	David Post .304	Humberto Cota/Chris Pritchett 118	Humberto Cota 404
2003	John Barnes .323	J.J. Davis/Dave Doster 122	Dave Doster 456
2004	Chris Truby .300	Chris Truby 130	Chris Truby 466
2005	Corey Hart .308	Steve Scarborough 128	Dave Krynzal 450
2006	Vinny Rottino .314	Brent Abernathy 123	Tony Gwynn 447
2007	Joe Dillon .317	Callix Crabbe 130	Callix Crabbe 457
2008	Brad Nelson .286	Brad Nelson 132	Brad Nelson 475
2009	Jason Bourgeois .316	Joe Koshansky 135	Brendan Katin 459
2010	Norris Hopper .286	Joe Koshansky 131	Luis Cruz 488
2011	Taylor Green .336	Eric Farris 134	Eric Farris 538
2012	Jordan Brown .306	Eric Farris 131	Eric Farris 483
2013	Sean Halton .273	Hunter Morris 134	Hunter Morris 497
2014	Eugenio Velez .309	Sean Halton 122	Sean Halton 416

SOUNDS

2014 IN REVIEW

ATHLETICS

PCL OPPONENTS

RECORDS

MISC. INFO

Yearly Batting Leaders *(cont'd)*

SOUNDS

2014 IN REVIEW

ATHLETICS

PCL OPPONENTS

RECORDS

MISC. INFO

YEAR	RUNS		HITS		DOUBLES	
1978	Don Lyle	65	Don Lyle	124	Don Lyle	28
1979	Duane Walker	97	Duane Walker	165	Duane Walker	28
1980	Steve Balboni	101	Buck Showalter	178	Pat Tabler	38
1981	Ted Wilborn	106	Don Mattingly	173	Don Mattingly	35
1982	Brian Dayett	89	Buck Showalter	152	Brian Dayett/Buck Showalter	29
1983	Scott Bradley	83	Scott Bradley	142	Scott Bradley	33
1984	Tommy Barrett	82	Tommy Barrett	157	Pete Dalena	28
1985	Scotti Madison	59	Darrell Brown	116	Mike Laga	30
1986	German Rivera	86	German Rivera	151	Bruce Fields	31
1987	Jeff Treadway	66	Jeff Treadway	129	Jeff Treadway	28
1988	Van Snider	72	Van Snider	152	Luis Quinones	28
1989	Keith Lockhart	77	Skeeter Barnes	143	Skeeter Barnes	39
1990	Skeeter Barnes	83	Skeeter Barnes	156	Leo Garcia	33
1991	Terry Lee	70	Terry Lee	133	Keith Lockhart	25
1992	Geronimo Berroa	73	Geronimo Berroa	151	Geronimo Berroa	33
1993	Norberto Martin	87	Norberto Martin	179	Drew Denson	36
1994	Drew Denson	94	Ray Durham	156	Ray Durham	33
1995	Kerry Valrie	75	Kerry Valrie	136	Kerry Valrie	30
1996	Olmedo Saenz	86	Jeff Abbott	143	Olmedo Saenz	29
1997	Jeff Abbott	88	Magglio Ordonez	172	Jeff Abbott	35
1998	Chad Hermansen	81	Darryl Brinkley	132	Chad Hermansen	26
1999	Emil Brown	97	Aramis Ramirez	151	Darryl Brinkley/Aramis Ramirez	35
2000	Craig Wilson	83	Tike Redman	132	Tim Laker	28
2001	Chad Hermansen	75	Tike Redman	121	Humberto Cota/Chad Hermansen	22
2002	Curtis Pride	71	Chris Pritchett	116	Humberto Cota	27
2003	J.J. Davis/Dave Doster	68	Dave Doster	126	John Barnes/Dave Doster	32
2004	Chris Truby	96	Chris Truby	140	Chris Truby	41
2005	Corey Hart	85	Corey Hart	132	Corey Hart	29
2006	Tony Gwynn	73	Tony Gwynn	134	Vinny Rottino	25
2007	Callix Crabbe	84	Callix Crabbe	131	Drew Anderson/Joe Dillon	28
2008	Brad Nelson	78	Brad Nelson	136	Brad Nelson	36
2009	Alcides Escobar	76	Jason Bourgeois	134	Brendan Katin	33
2010	Joe Koshansky	67	Luis Cruz	137	Luis Cruz	29
2011	Mat Gamel	90	Mat Gamel	153	Taylor Green	36
2012	Logan Schafer	72	Eric Farris	138	Caleb Gindl	27
2013	Josh Prince	68	Hunter Morris	123	Sean Halton	29
2014	Sean Halton	63	Eugenio Velez	125	Sean Halton	29

YEAR	TRIPLES		HOME RUNS		RUNS BATTED IN	
1978	Don Lyle	7	Don Lyle	7	Don Lyle	67
1979	Duane Walker	15	Paul Householder	20	Paul Householder	95
1980	Ted Wilborn	14	Steve Balboni	34	Steve Balboni	122
1981	Ted Wilborn	12	Brian Dayett	18	Don Mattingly	98
1982	Nate Chapman	7	Brian Dayett	34	Brian Dayett	96
1983	Matt Gallegos/Derwin McNealy	6	Mike Pagliarulo	19	Mike Pagliarulo	80
1984	Tommy Barrett	6	Dan Pasqua	33	Dan Pasqua	91
1985	Doug Baker/Scotti Madison	4	Mike Laga	20	Mike Laga	79
1986	Doug Baker	6	German Rivera	14	German Rivera	84
1987	Leo Garcia	8	Terry McGriff	10	Jeff Treadway	59
1988	Van Snider	8	Van Snider	23	Van Snider	73
1989	Van Snider	9	Keith Lockhart	14	Van Snider	64
1990	Leo Garcia	8	Terry Lee	15	Terry Lee	67
1991	Angel Gonzalez	7	Terry Lee	15	Terry Lee	67
1992	4 players with	3	Geronimo Berroa	22	Geronimo Berroa	88
1993	Mike Huff/Norberto Martin	4	Drew Denson	24	Drew Denson	103
1994	Ray Durham/Gary Thurman	12	Drew Denson	30	Drew Denson	103
1995	Doug Brady	6	Mike Robertson	19	Olmedo Saenz	74
1996	Doug Brady	7	Mike Robertson	21	Mike Robertson	74
1997	5 players with	3	Greg Norton	26	Magglio Ordonez	90
1998	Adrian Brown/Chad Hermansen	5	Chad Hermansen	28	Chad Hermansen	78
1999	Emil Brown	5	Chad Hermansen	32	Chad Hermansen	97
2000	Tike Redman	11	Craig Wilson	33	Craig Wilson	86
2001	Tike Redman	10	Reed Sechrist	22	Humberto Cota	72
2002	Tike Redman	4	Armando Romero	17	Mendy Lopez	72
2003	Aaron Holbert/Tike Redman	7	J.J. Davis	26	John Barnes	69
2004	Rich Thompson	13	Chris Truby	25	Chris Truby	83
2005	Corey Hart/Rickie Weeks	9	Prince Fielder	28	Prince Fielder	86
2006	Tony Gwynn	5	Nelson Cruz	20	Nelson Cruz	73
2007	Callix Crabbe	9	Layne Nix	24	Layne Nix	74
2008	Brendan Katin	4	Layne Nix	23	Brad Nelson	78
2009	3 players with	6	Brendan Katin/Joe Koshansky	24	Brendan Katin	92
2010	Ray Olmedo	5	Brendan Katin/Joe Koshansky	26	Joe Koshansky	79
2011	Eric Farris/Caleb Gindl	5	Mat Gamel	28	Mat Gamel	96
2012	Logan Schafer	9	Sean Halton	17	Sean Halton	57
2013	Blake Davis/Scooter Gennett	5	Hunter Morris	24	Hunter Morris	73
2014	Hector Gomez/Pete Orr	6	Matt Clark/Jeremy Hermida	16	Jeremy Hermida	67

Yearly Batting Leaders (cont'd)

YEAR	WALKS	STRIKEOUTS	STOLEN BASES
1978	Don Lyle 56	Tim Doerr 79	Steve Hughes 19
1979	Duane Walker 89	Duane Walker 67	Duane Walker 46
1980	Steve Balboni 81	Steve Balboni 162	Nate Chapman 46
1981	Otis Nixon 110	Otis Nixon 101	Otis Nixon 72
1982	Brian Dayett 80	Tommie Dodd 99	Otis Nixon 61
1983	Keith Smith 92	Keith Smith 103	Derwin McNealy 39
1984	Keith Smith 105	Dan Pasqua 148	Tommy Barrett 53
1985	Scottie Earl 50	Scottie Earl 98	Darrell Brown 32
1986	Tim Tolman 67	German Rivera 80	Scottie Earl 30
1987	Jeff Treadway 52	Orsino Hill 70	Leo Garcia 41
1988	Ron Roenicke 54	Marty Brown 111	Lenny Harris 45
1989	Keith Lockhart 61	Van Snider 117	Skeeter Barnes/Marty Brown 15
1990	Keith Lockhart 51	Chris Jones 86	Skeeter Barnes 34
1991	Terry Lee 62	Terry Lee 80	Leo Garcia 17
1992	Nick Capra 51	Geronimo Berroa 69	Nick Capra 31
1993	Mike Huff 64	Chris Cron 114	Norberto Martin 31
1994	Drew Denson 56	Domingo Martinez 102	Ray Durham 34
1995	Mike Robertson 50	Kerry Valrie 107	Doug Brady 32
1996	Olmedo Saenz 53	Kerry Valrie 94	Doug Brady 20
1997	Greg Norton 57	Greg Norton 101	Magglio Ordonez 14
1998	Chad Hermansen 50	Chad Hermansen 152	Adrian Brown 25
1999	Aramis Ramirez 73	Chad Hermansen 119	Chad Hermansen 19
2000	John Wehner 56	Craig Wilson 121	Emil Brown 26
2001	Reed Sechrist 48	Chad Hermansen 154	Chad Hermansen 22
2002	Reed Sechrist 52	Humberto Cota 106	Adrian Brown/Curtis Pride 22
2003	Brad King 42	Mike Gulan 105	Tike Redman 42
2004	Chris Truby 47	Chris Truby 96	Rich Thompson 41
2005	Prince Fielder 54	Dave Krynzal 138	Corey Hart 31
2006	Graham Koonce 51	Dave Krynzal 107	Jermaine Clark 33
2007	Callix Crabbe 67	Layne Nix 104	Callix Crabbe 17
2008	Brad Nelson 73	Brendan Katin 109	Tony Gwynn 20
2009	Joe Koshansky 64	Joe Koshansky 166	Alcides Escobar 42
2010	Joe Koshansky 62	Joe Koshansky 152	Norris Hopper 22
2011	Caleb Gindl 63	Caleb Gindl 93	Eric Farris 21
2012	Sean Halton 43	Caleb Gindl 98	Eric Farris 35
2013	Josh Prince 60	Hunter Morris 122	Josh Prince 25
2014	Jeremy Hermida 62	Sean Halton/Jeremy Hermida 90	Eugenio Velez 27

MUSIC CITY MEMO

65 Pinch-Hit Home Runs Hit By Sounds Batters

Date	Player	Opponent	Date	Player	Opponent
6/6/80	Mark Johnston	Chattanooga	4/26/01	Andy Barkett	at Colo. Springs
4/28/81	Rob Teegarden	Memphis	6/21/01	Warren Morris	Memphis
5/4/82	Dean Craig	at Memphis	7/2/01	Chris Petersen	at Tucson
5/5/82	Pat Callahan	at Memphis	4/17/02	Trace Coquille	at Fresno (G2)
8/14/82	Gary Smith	at Memphis	6/27/02	Humberto Cota	at Iowa
5/5/85	Joe Pittman	at Buffalo	7/7/02	Chris Pritchett	Iowa
8/11/85	Chris Pittaro	at Buffalo	6/17/03	Brad King	Iowa
7/5/86	Pedro Chavez	Buffalo	4/13/04	Luis Figueroa	at Albuquerque
7/8/87	Eddie Tanner	at Louisville	6/19/04	Andy Abad	Albuquerque (G2)
8/26/87	Orsino Hill	Indianapolis	5/26/05	Brad Nelson	at Portland
8/5/88	Buddy Pryor	Indianapolis	7/21/06	Ozzie Chavez	at Oklahoma City
5/2/89	Chris Jones	at Iowa	4/6/07	Callix Crabbe	New Orleans
6/6/89	Eddie Tanner	at Louisville	4/13/07	JD Closser	at New Orleans
9/4/90	Chris Jones	at Iowa	9/1/07	Callix Crabbe	at Memphis
7/22/91	Adam Casillas	Denver	5/28/08	Adam Heether	at Albuquerque
8/10/91	Stanley Jefferson	Indianapolis	8/27/08	Brendan Katin	Albuquerque
5/16/92	Todd Trafton	Oklahoma City	7/3/09	Joe Koshansky	at Round Rock
7/19/92	Troy Afenir	at Denver	8/23/09	Joe Koshansky	at Albuquerque
8/12/94	Javier Ortiz	at Oklahoma City	8/28/09	Erick Almonte	at Round Rock
5/8/95	Chris Cron	Iowa	5/10/10	Joe Koshansky	at Albuquerque
5/29/96	Mike Robertson	Oklahoma City	7/1/10	Johnny Raburn	New Orleans
6/12/98	Darrell Whitmore	Iowa	7/9/10	Adam Stern	Memphis (G2)
6/13/98	Chance Sanford	at Tacoma	8/7/10	Joe Koshansky	at Reno
7/10/98	T.J. Staton	New Orleans	4/21/11	Mike Rivera	at New Orleans
7/24/98	T.J. Staton	at Colo. Springs	4/30/11	Brendan Katin	Albuquerque
8/14/98	Chad Hermansen	Tucson	6/12/11	Erick Almonte	at Albuquerque
8/20/98	Darryl Brinkley	at Fresno	6/18/11	Jordan Brown	at Memphis
9/2/98	Darrell Whitmore	Memphis	7/4/11	Erick Almonte	Memphis
7/25/99	Chad Hermansen	Las Vegas	6/20/12	Sean Halton	Oklahoma City
8/22/99	Mike Robertson	at Las Vegas	8/4/12	Sean Halton	at Fresno
4/24/00	Darryl Brinkley	at New Orleans	4/18/14	Kevin Mattison	Memphis
6/26/00	Brent Brede	Memphis	7/23/14	Pete Orr	Colo. Springs
8/3/00	Alex Hernandez	Colorado Springs			

SOUNDS

2014 IN REVIEW

ATHLETICS

PCL OPPONENTS

RECORDS

MISC. INFO

Top Ten Career Batting Leaders

SOUNDS

2014 IN REVIEW

ATHLETICS

PCL OPPONENTS

RECORDS

MISC. INFO

PLAYER	GAMES	
	NO.	YEARS
1. Skeeter Barnes	514	1979, '88-90
2. Chad Hermansen	468	1998-2002
3. Buck Showalter	453	1980-83
4. Mike Robertson	418	1994-96, '99
5. Leo Garcia	417	1987-88, '90-91
6. Tike Redman	407	2000-03, '09
7. Eddie Tanner	403	1987-90
8. Nate Chapman	384	1980-82
9. Tim Knight	379	1981-84
10. Keith Lockhart	373	1989-91

PLAYER	DOUBLES	
	NO.	YEARS
1. Skeeter Barnes	94	1979, '88-90
2. Caleb Gindl	91	2011-14
3. Chad Hermansen	89	1998-2002
4. Brad Nelson	85	2005-08
5. Brendan Katin	83	2008-11
6. Buck Showalter	78	1980-83
7. Tim Laker	73	1998-2000
8. Keith Lockhart	71	1989-91
Mat Gamel	71	2008-11
10. Drew Denson	67	1993-94

PLAYER	AT-BATS	
	NO.	YEARS
1. Skeeter Barnes	1848	1979, '88-90
2. Chad Hermansen	1751	1998-02
3. Buck Showalter	1671	1980-83
4. Tike Redman	1630	2000-03, '09
5. Nate Chapman	1504	1980-82
6. Leo Garcia	1500	1987-88, '90-91
7. Mike Robertson	1382	1994-96, '99
8. Keith Lockhart	1321	1989-91
9. Brad Nelson	1297	2005-08
10. Olmedo Saenz	1274	1994-96

PLAYER	TRIPLES	
	NO.	YEARS
1. Tike Redman	32	2000-03, '09
2. Nate Chapman	26	1980-82
Leo Garcia	26	1987-88, '90-91
Ted Wilborn	26	1980-81, '85
5. Duane Walker	18	1978-79
6. Van Snider	17	1988-89
7. Buck Showalter	16	1980-83
Doug Brady	16	1993, '95-97
9. Chad Hermansen	15	1998-2002
Rich Thompson	15	2003-04

PLAYER	RUNS SCORED	
	NO.	YEARS
1. Chad Hermansen	303	1998-2002
2. Skeeter Barnes	237	1979, '88-90
3. Nate Chapman	233	1980-82
4. Buck Showalter	231	1980-83
5. Tike Redman	221	2000-03, '09
6. Brad Nelson	204	2005-08
7. Brendan Katin	200	2008-11
8. Leo Garcia	196	1987-88, '90-91
9. Tim Knight	195	1981-84
10. Olmedo Saenz	194	1994-96

PLAYER	HOME RUNS	
	NO.	YEARS
1. Chad Hermansen	92	1998-2002
2. Brendan Katin	80	2008-11
3. Mike Robertson	57	1994-96, '99
4. Drew Denson	54	1993-94
Layne Nix	54	2006-08
6. Mat Gamel	53	2008-11
7. Brian Dayett	52	1980-82
Mike Rivera	52	2005-07, '09, '11
9. Joe Koshansky	50	2009-10
10. Brad Nelson	48	2005-08

PLAYER	HITS	
	NO.	YEARS
1. Skeeter Barnes	517	1979, '88-90
2. Buck Showalter	493	1980-83
3. Tike Redman	457	2000-03, '09
4. Chad Hermansen	439	1998-2002
5. Caleb Gindl	435	2011-14
6. Nate Chapman	425	1980-82
7. Leo Garcia	404	1987-88, '90-91
8. Mike Robertson	356	1994-96, '99
9. Olmedo Saenz	350	1994-96
10. Keith Lockhart	347	1989-91
Eric Farris	347	2010-12

PLAYER	RUNS BATTED IN	
	NO.	YEARS
1. Chad Hermansen	286	1998-2002
2. Brendan Katin	265	2008-11
3. Skeeter Barnes	232	1979, '88-90
4. Nate Chapman	216	1980-82
Mat Gamel	216	2008-11
6. Drew Denson	206	1993-94
7. Buck Showalter	203	1980-83
8. Brad Nelson	199	2005-08
9. Olmedo Saenz	196	1994-96
10. Erik Peterson	182	1981-84

STOLEN BASES

PLAYER	NO.	YEARS
1. Otis Nixon	133	1981-82
2. Tike Redman	103	2000-03, '09
3. Chad Hermansen	79	1998-2002
4. Lenny Harris	75	1987-88
5. Ted Wilborn	74	1980-81, '85
6. Nate Chapman	73	1980-82
Leo Garcia	73	1987-88, '90-91
8. Eric Farris	70	2010-12
9. Skeeter Barnes	69	1979, '88-90
Scottie Earl	69	1985-86, '88

Top Ten Single-Season Batting Leaders

PLAYER	BATTING AVERAGE	
	AVG.	YEAR
1. Bruce Fields	.368	1986
2. Darryl Brinkley	.355	1998
3. Scotti Madison	.341	1985
4. Taylor Green	.336	2011
5. Matt Merullo	.332	1993
6. Magglio Ordonez	.329	1997
7. Geronimo Berroa	.328	1992
8. Aramis Ramirez	.328	1999
9. Jeff Abbott	.327	1997
10. Jeff Abbott	.325	1996

PLAYER	GAMES	
	NO.	YEAR
1. Skeeter Barnes	145	1979
Gene Menees	145	1979
3. Brian Dayett	144	1982
Skeeter Barnes	144	1990
5. Duane Walker	143	1979
6. Paul Householder	142	1979
Buck Showalter	142	1980
8. Steve Balboni	141	1980
Don Mattingly	141	1981
Keith Smith	141	1983

PLAYER	AT-BATS	
	NO.	YEAR
1. Norberto Martin	580	1993
2. Gene Menees	553	1979
Ted Wilborn	553	1981
4. Buck Showalter	550	1980
5. Skeeter Barnes	548	1990
6. Don Mattingly	547	1981
7. Duane Walker	545	1979
8. Kerry Valrie	544	1995
9. Eric Farris	538	2011
10. Brian Dayett	536	1982

PLAYER	RUNS SCORED	
	NO.	YEAR
1. Ted Wilborn	106	1981
2. Steve Balboni	101	1980
3. Duane Walker	97	1979
Emil Brown	97	1999
5. Chris Truby	96	2004
6. Nate Chapman	94	1980
Drew Denson	94	1994
8. Paul Householder	93	1979
9. Aramis Ramirez	92	1999
10. Mat Gamel	90	2011

PLAYER	HITS	
	NO.	YEAR
1. Norberto Martin	179	1993
2. Buck Showalter	178	1980
3. Don Mattingly	173	1981
4. Magglio Ordonez	172	1997
5. Duane Walker	165	1979
6. Gene Menees	164	1979
7. Ted Wilborn	163	1981
8. Steve Balboni	157	1980
Tommy Barrett	157	1984
10. Skeeter Barnes	156	1990
Ray Durham	156	1994

PLAYER	DOUBLES	
	NO.	YEAR
1. Chris Truby	41	2004
2. Skeeter Barnes	39	1989
3. Pat Tabler	38	1980
4. Drew Denson	36	1993
Brad Nelson	36	2008
Taylor Green	36	2011
7. Don Mattingly	35	1981
Jeff Abbott	35	1997
Darryl Brinkley	35	1999
Aramis Ramirez	35	1999

PLAYER	TRIPLES	
	NO.	YEAR
1. Duane Walker	15	1979
2. Ted Wilborn	14	1980
3. Rich Thompson	13	2004
4. Eddie Milner	12	1979
Nate Chapman	12	1980
Ted Wilborn	12	1981
Ray Durham	12	1994
Gary Thurman	12	1994
9. Tike Redman	11	2000
10. Tike Redman	10	2001

PLAYER	HOME RUNS	
	NO.	YEAR
1. Steve Balboni	34	1980
Brian Dayett	34	1982
3. Dan Pasqua	33	1984
Craig Wilson	33	2000
5. Chad Hermansen	32	1999
6. Drew Denson	30	1994
7. Chad Hermansen	28	1998
Prince Fielder	28	2005
Mat Gamel	28	2011
10. Greg Norton	26	1997
J.J. Davis	26	2003
Brendan Katin	26	2010
Joe Koshansky	26	2010

PLAYER	RUNS BATTED IN	
	NO.	YEAR
1. Steve Balboni	122	1980
2. Drew Denson	103	1993
Drew Denson	103	1994
4. Don Mattingly	98	1981
5. Chad Hermansen	97	1999
6. Brian Dayett	96	1982
Mat Gamel	96	2011
8. Paul Householder	95	1979
9. Brendan Katin	92	2009
10. Dan Pasqua	91	1984

PLAYER	BASES ON BALLS	
	NO.	YEAR
1. Otis Nixon	110	1981
2. Keith Smith	105	1984
3. Dan Pasqua	95	1984
4. Keith Smith	92	1983
5. Duane Walker	89	1979
6. Tommy Barrett	86	1984
7. Paul Householder	84	1979
8. Steve Balboni	82	1980
9. Brian Dayett	80	1982
10. Tim Knight	74	1982

PLAYER	STRIKEOUTS	
	NO.	YEAR
1. Joe Koshansky	166	2009
2. Brendan Katin	164	2009
3. Steve Balboni	162	1980
4. Chad Hermansen	154	2001
5. Chad Hermansen	152	1998
Joe Koshansky	152	2010
7. Dan Pasqua	148	1984
8. Dave Krynzal	138	2005
9. Hunter Morris	122	2013
10. Craig Wilson	121	2000

PLAYER	STOLEN BASES	
	NO.	YEAR
1. Otis Nixon	72	1981
2. Otis Nixon	61	1982
3. Tommy Barrett	53	1984
4. Duane Walker	46	1979
Nate Chapman	46	1980
6. Lenny Harris	45	1988
7. Ted Wilborn	43	1981
8. Tike Redman	42	2003
Alcides Escobar	42	2009
10. Leo Garcia	41	1987
Rich Thompson	41	2004

SOUNDS

2014 IN REVIEW

ATHLETICS

PCL OPPONENTS

RECORDS

MISC. INFO

Single-Season League Leaders

SOUNDS

Batting Average

1985 - Scotti Madison (.341)
1986 - Bruce Fields (.368)
1993 - Matt Merullo (.332)

Hits

1980 - Buck Showalter (178)
1982 - Buck Showalter (152)
1990 - Skeeter Barnes (156)
1993 - Norberto Martin (179)

Runs

1980 - Steve Balboni (101)
1981 - Ted Wilborn (106)

Runs Batted In

1980 - Steve Balboni (122)
1994 - Drew Denson (103)

Total Bases

1980 - Steve Balboni (288)
1982 - Brian Dayett (285)
1994 - Ray Durham (261)

Doubles

1981 - Don Mattingly (35)
1989 - Skeeter Barnes (39)

Triples

1979 - Duane Walker (9)
1980 - Ted Wilborn (14)
1989 - Van Snider (9, 3-way tie)
1994 - Ray Durham & Gary Thurman (12, tie)
2001 - Tike Redman (10, two-way tie)
2004 - Rich Thompson (13)

Home Runs

1980 - Steve Balboni (34)
1988 - Van Snider (23)
1994 - Drew Denson (30)

Stolen Bases

1988 - Lenny Harris (45)
2004 - Rich Thompson (41)

Slugging Pct.

2003 - J.J. Davis (.554)

Fewest Strikeouts Per Plate Appearance

1999 - Matt Howard (1:18.2 PA)

Fielding Percentage

1978 - 2B Gene Menees (.977)
1979 - OF Paul Householder (.989)
C Dave Van Gorder (.992)
1980 - 1B Steve Balboni (.990)
1982 - P Clay Christiansen (1.000, two-way tie)
1983 - 3B Mike Pagliarulo (.954)
1994 - 2B Ray Durham (.973)
C Clemente Alvarez (.998)
P Steve Schrenk (1.000, 45 TC)
1995 - 1B Mike Robertson (.992)
2B Doug Brady (.975)
3B Olmedo Saenz (.939)
1996 - 1B Mike Robertson (.996)
1997 - OF Jeff Abbott (1.000, 243 TC)
P Rich Pratt (1.000, 42 TC)
1999 - 2B Matt Howard (.982)
2000 - 2B John Wehner (.984)
2001 - OF Ryan Radmanovich (.995)
2002 - P Matt Guerrier (1.000, 46 TC)

Fielding Percentage (cont'd)

2004 - C Keith McDonald (.997)
P Pat Mahomes (1.000, 45 TC)
2007 - C Mike Rivera (.997)
2009 - 1B Joe Koshansky (.997)
2B Hernan Iribarren (.990)
2011 - 2B Eric Farris (.983)
2012 - 2B Eric Farris (.988)

Wins

1982 - Clay Christiansen & Stefan Wever (16, tie)
1989 - Jack Armstrong (12, four-way tie)
1990 - Chris Hammond (15)
1992 - Keith Brown & Tim Pugh (12, five-way tie)
1994 - Scott Ruffcorn (15)
1996 - Scott Ruffcorn (13)
2007 - R.A. Dickey (13)

Saves

1986 - John Pacella (17)
2003 - Mark Corey (30, two-way tie)
2010 - Chris Smith (26)

Winning Pct.

1979 - Greg Hughes (.733, 11-4)
1981 - Pete Filson (.833, 10-2, two-way tie)
1990 - Chris Hammond (.938, 15-1 - 2nd-best all-time
in AA - Louisville's Ben Tincup, 1.000, 1921)
1994 - Scott Ruffcorn (.833, 15-3, two-way tie)
1999 - Jimmy Anderson (.846, 11-2)
2004 - Dave Williams (.750, 6-2)
2005 - Rick Helling (.750, 9-3)
2013 - Johnny Hellweg (.706, 12-5)

Earned Run Average

1979 - Scott Brown (2.40)
1980 - Andy McGaffigan (2.38)
1982 - Stefan Wever (2.78)
1990 - Chris Hammond (2.17)
1993 - Rodney Bolton (2.88)
1995 - Rodney Bolton (2.88)

Innings Pitched

1981 - Jamie Werly (222)
1985 - Brian Denman (182, tie)
1987 - Scott Terry (182)

Complete Games

2006 - Jared Fernandez (4)
2007 - R.A. Dickey (3, two-way tie)

Shutouts

1994 - Scott Ruffcorn (2, two-way tie)
2006 - Jared Fernandez (2, four-way tie)

Strikeouts

1978 - Jay Howell (173)
1981 - Jamie Werly (193)
1982 - Stefan Wever (191)
1986 - Jack Lazorko (119)
1990 - Chris Hammond (149)
1994 - James Baldwin (156)
1999 - Todd Van Poppel (157)

2014 IN REVIEW

ATHLETICS

PCL OPPONENTS

RECORDS

MISC. INFO

Single-Season Pitching Records

Wins	Clay Christiansen	16	1982
	Stefan Wever	16	1982
Losses	Zach Kroenke	16	2013
Earned Run Average	Chris Hammond	2.17	1990
Games	Geoff Combe	66	1978
Games Started	Ben Callahan	29	1982
	Clay Christiansen	29	1982
	Stefan Wever	29	1982
	Luis Vasquez	29	1989
	Rodney Imes	29	1990
Complete Games	Jamie Werly	18	1981
Saves	Mark Corey	30	2003
Innings Pitched	Jamie Werly	222.1	1981
Runs	Ben Callahan	109	1982
Earned Runs	Tony McKnight	102	2002
Home Runs Allowed	James Baldwin	27	1995
	Jeff Housman	27	2005
Hit Batsmen	Tim Dillard	16	2010
Bases on Balls	Mike Bertotti	105	1997
Strikeouts	Jamie Werly	193	1981
Wild Pitches	Clay Christiansen	18	1982

Yearly Pitching Leaders

YEAR	WINS	LOSSES	EARNED RUN AVG. (112 IP)
1978	Geoff Combe 12	Jay Howell 14	Bruce Berenyi 2.47
1979	Bill Kelly 13	Bill Dawley/Raul Ferreyra 9	Scott Brown 2.40
1980	Andy McGaffigan/Brian Ryder 15	Tom Filer/Brian Ryder 9	Andy McGaffigan 2.38
1981	Jamie Werly 13	Jamie Werly 11	Jamie Werly 2.59
1982	Clay Christiansen/Stefan Wever 16	Ben Callahan 13	Stefan Wever 2.78
1983	Kelly Scott 14	Mike Browning/Kelly Scott 7	Kelly Scott 2.92
1984	Bob Tewksbury 11	Ben Callahan 10	Bob Tewksbury 2.83
1985	Paul Voigt 11	Rich Monteleone 12	Paul Voigt 3.17
1986	Brian Denman/Jeff Robinson 10	Jeff Conner/Brian Denman 10	Jack Lazorko 3.20
1987	Scott Terry 11	Jeff Gray/Hugh Kemp/Scott Terry 10	Scott Terry 3.96
1988	Hugh Kemp 13	Norm Charlton/Hugh Kemp 10	Jack Armstrong 3.00
1989	Jack Armstrong 13	Keith Brown/Luis Vasquez 13	Jack Armstrong 2.91
1990	Chris Hammond 15	Rob Lopez 10	Chris Hammond 2.17
1991	Ross Powell 8	Tim Pugh 11	Tim Pugh 3.81
1992	Keith Brown/Tim Pugh 12	Gino Minutelli 12	Tim Pugh 3.55
1993	Rodney Bolton 10	Steve Schrenk 8	Rodney Bolton 2.88
1994	Scott Ruffcorn 15	Robert Ellis 10	Rodney Bolton 2.56
1995	Rodney Bolton 14	James Baldwin 9	Rodney Bolton 2.88
1996	Scott Ruffcorn 13	Steve Schrenk 10	Tom Fordham 3.45
1997	Nelson Cruz 11	Mike Bertotti 9	Mike Sirotka 3.28
1998	Sean Lawrence 12	Jimmy Anderson/Kris Benson 10	Sean Lawrence 5.02
1999	Jimmy Anderson 11	Bob Milacki 8	Jimmy Anderson 3.84
2000	Bronson Arroyo 8	Travis Baptist 10	Travis Baptist 5.62
2001	Sam McConnell/Don Wengert 7	Sam McConnell 10	Eric Moody 3.45
2002	Tony McKnight 11	Tony McKnight 14	Bronson Arroyo 2.96
2003	Nelson Figueroa/Ryan Vogelsong 12	Ryan Vogelsong 8	Nelson Figueroa 2.97
2004	Nelson Figueroa 12	John Van Benschoten 11	Dave Williams 3.47
2005	Rick Helling 9	Ben Hendrickson/Jeff Housman 12	Rick Helling 4.13
2006	Dennis Sarfate 10	Ben Hendrickson 8	Jared Fernandez 3.27
2007	R.A. Dickey 13	Zach Jackson 10	R.A. Dickey 3.72
2008	Sam Narron 9	Chris Narveson 13	Lindsay Gulin 3.54
2009	Tim Dillard 11	Lindsay Gulin 10	Tim Dillard/Chase Wright 4.51
2010	Sam Narron 9	Chris Waters 10	Chase Wright 5.13
2011	Josh Butler 9	Amaury Rivas 12	Frankie De La Cruz 3.38
2012	Wily Peralta/Claudio Vargas 7	Seth McClung 13	Wily Peralta 4.66
2013	Johnny Hellweg 12	Zach Kroenke 16	Johnny Hellweg 3.15
2014	Jimmy Nelson 10	Donovan Hand/Ariel Pena 8	Ariel Pena 4.56

SOUNDS

2014 IN REVIEW

ATHLETICS

PCL OPPONENTS

RECORDS

MISC. INFO

Yearly Pitching Leaders *(cont'd)*

SOUNDS

2014 IN REVIEW

ATHLETICS

PCL OPPONENTS

RECORDS

MISC. INFO

YEAR	GAMES		SAVES		INNINGS PITCHED	
1978	Geoff Combe	66	Geoff Combe	9	Jay Howell	166.0
1979	Raul Ferreyra	61	Geoff Combe	27	Bill Kelly	149.0
1980	Paul Boris	49	Paul Boris	9	Brian Ryder	201.0
1981	Curt Kaufman	44	Curt Kaufman	12	Jamie Werly	222.1
1982	Frank Ricci	38	Guy Elston	7	Stefan Wever	214.0
1983	Mark Silva	37	Mark Silva	6	Kelly Scott	188.0
1984	Johnny Baldwin	48	Randy Graham	17	Bob Tewksbury	172.0
1985	Chuck Cary	48	Chuck Cary/Sid Monge	8	Brian Denman	181.2
1986	John Pacella	43	John Pacella	17	Brian Denman	163.0
1987	Jeff Gray/Carl Willis	53	Jeff Gray	14	Scott Terry	181.2
1988	Jeff Gray	42	Rob Dibble	13	Norm Charlton	182.0
1989	Jeff Gray	44	Mike Roester	10	Jack Armstrong	182.2
1990	Joey Vierra	49	Bob Sebra	13	Rodney Imes	169.2
1991	Joey Vierra	62	Keith Brown	16	Tim Pugh	148.2
1992	Milt Hill	53	Milt Hill	18	Tim Pugh	169.2
1993	Brian Drahrman	54	Brian Drahrman	20	Steve Schrenk	122.1
1994	Michael Mongiello	45	Dane Johnson	24	Steve Schrenk	178.2
1995	Joey Vierra	56	Dane Johnson	15	Rodney Bolton	131.1
1996	Rich Sauveur	61	Stacy Jones	12	Scott Ruffcorn	149.0
1997	Todd Rizzo	54	Jeff Darwin	22	Rich Pratt	149.1
1998	Steve Mintz	56	Jeff McCurry	23	Kris Benson	156.0
1999	Jim Dougherty	53	Jim Dougherty	10	Todd Van Poppel	163.2
2000	Cory Bailey	55	Cory Bailey	12	Travis Baptist	133.0
2001	Eric Moody	42	Brian Smith	11	Sam McConnell	134.1
2002	Scott Service	47	Brian Smith	7	Tony McKnight	175.1
2003	Jim Mann	51	Mark Corey	30	Nelson Figueroa	151.1
2004	Chris Fussell	51	Mark Corey	16	Nelson Figueroa	152.1
2005	Jeff Bennett	49	Jeff Bennett	13	Ben Hendrickson	155.2
2006	Mitch Stetter	51	Alec Zumwalt	15	Ben Hendrickson	139.1
2007	Dennis Sarfate	45	Luther Hackman	18	Zach Jackson	169.2
2008	Luis Pena	52	Luis Pena	15	Lindsay Gulin	137.1
2009	David Johnson	47	Chris Smith	17	Tim Dillard	147.2
2010	David Johnson	48	Chris Smith	26	Chase Wright	151.0
2011	Zack Segovia	45	Mike McClendon	8	Sam Narron	160.0
2012	Amaury Rivas	50	Jim Henderson	15	Wily Peralta	146.2
2013	Travis Webb	56	Rob Wooten	20	Zach Kroenke	129.2
2014	Brent Leach	59	Rob Wooten	14	Ariel Pena	128.1

YEAR	RUNS ALLOWED		BASES ON BALLS		STRIKEOUTS	
1978	Bill Dawley	78	Bruce Berenyi	63	Jay Howell	173
1979	Bill Dawley	72	Greg Hughes	63	Scott Brown	109
1980	Tom Filer	94	Tom Filer	86	Brian Ryder	134
1981	Mike Morgan	97	Jamie Werly	88	Jamie Werly	193
1982	Ben Callahan	109	Stefan Wever	80	Stefan Wever	191
1983	Kelly Scott	74	Mark Shiflett	68	Kelly Scott	113
1984	Ben Callahan	102	Chuck Tomaselli	89	Jim Rasmussen	84
1985	Brian Denman	93	Bryan Kelly	89	Rich Monteleone	97
1986	Brian Denman	108	Bryan Kelly	77	Jack Lazorko	119
1987	Scott Terry	94	Bill Cutshall	85	Jeff Montgomery	121
1988	Hugh Kemp	89	Hugh Kemp	68	Norm Charlton	161
1989	Keith Brown	99	Chris Hammond	96	Jack Armstrong	152
1990	Rodney Imes	82	Rodney Imes	68	Chris Hammond	149
1991	Rodney Imes	75	Ross Powell	63	Tim Pugh	89
1992	Gino Minutelli	96	Gino Minutelli	76	Mo Sanford	129
1993	Larry Thomas	73	Frank Campos	58	Frank Campos	86
1994	Steve Schrenk	71	James Baldwin	83	James Baldwin	156
1995	James Baldwin	76	James Baldwin	44	James Baldwin	89
1996	Scott Ruffcorn	71	Tom Fordham	69	Scott Ruffcorn	129
1997	Rich Pratt	89	Mike Bertotti	105	Nelson Cruz	93
1998	Kris Benson	102	Jimmy Anderson	72	Kris Benson	129
1999	Todd Van Poppel	95	Todd Van Poppel	62	Todd Van Poppel	157
2000	Travis Baptist	85	Jose Parra	65	Travis Baptist	93
2001	Sam McConnell	103	Steve Sparks	64	Sam McConnell	98
2002	Tony McKnight	108	Matt Guerrier	47	Salomon Torres	136
2003	Ryan Vogelsong	75	Ryan Vogelsong	54	Ryan Vogelsong	146
2004	Nelson Figueroa	79	John Van Benschoten	49	Nelson Figueroa	129
2005	Ben Hendrickson	100	Jeff Housman	72	Ben Hendrickson	122
2006	Jared Fernandez	64	Dennis Sarfate	78	Dennis Sarfate	117
2007	Zach Jackson	95	Zach Jackson	64	Zach Jackson	123
2008	Chris Narveson	90	Lindsay Gulin	73	Chris Narveson	125
2009	Tim Dillard	86	Lindsay Gulin	77	Lindsay Gulin	97
2010	Chase Wright	93	Chuck Löfgren	75	Chase Wright	93
2011	Sam Narron	99	Amaury Rivas	81	Frankie De La Cruz	126
2012	Seth McClung	82	Wily Peralta	78	Wily Peralta	146
2013	Zach Kroenke	73	Johnny Hellweg	81	Jimmy Nelson	91
2014	Ariel Pena	69	Ariel Pena	75	Ariel Pena	140

Top Ten Career Pitching Leaders

PLAYER	WINS	
	NO.	YEARS
1. Tim Dillard	39	2007-14
2. Keith Brown	35	1988-92
3. Rodney Bolton	31	1993-95
4. Brian Keyser	30	1993-97
5. Chris Hammond	26	1989-90
6. Jamie Werly	25	1980-81, '83
Hugh Kemp	25	1987-89
8. Nelson Figueroa	24	2003-04
Sam Narron	24	2008-11
10. James Baldwin	23	1993-96

PLAYER	LOSSES	
	NO.	YEARS
1. Keith Brown	38	1988-92
2. Hugh Kemp	29	1987-89
3. Sam Narron	25	2008-11
4. Tim Dillard	24	2007-14
5. Ben Callahan	23	1982-84
6. Bill Dawley	22	1978-79
Chase Wright	22	2009-11
8. Charlie Mitchell	21	1988-91
Luis Vasquez	21	1989-91
Gino Minutelli	21	1990-92
Zach Jackson	21	2006-08

PLAYER	GAMES	
	NO.	YEARS
1. Joey Vierra	238	1990-92, '94-95
2. Tim Dillard	209	2007-14
3. Mitch Stetter	183	2005-08, '10-12
4. Donovan Hand	169	2010-14
5. Rich Sauveur	160	1996, '98-99
6. Keith Brown	153	1988-92
7. Jeff Gray	139	1987-89
8. Milton Hill	138	1990-92
9. Charlie Mitchell	137	1988-91
10. Geoff Combe	120	1978-79

PLAYER	STARTS	
	NO.	YEARS
1. Hugh Kemp	73	1987-89
2. Keith Brown	72	1988-92
3. Sam Narron	68	2008-11
4. Chase Wright	64	2009-11
5. James Baldwin	56	1993-96
6. Jamie Werly	55	1980-81, '83
Nelson Figueroa	55	2003-04
8. Luis Vasquez	54	1989-91
9. Gino Minutelli	53	1990-92
Rodney Bolton	53	1993-95

PLAYER	SAVES	
	NO.	YEARS
1. Mark Corey	46	2003-04
2. Chris Smith	43	2009-10
3. Rob Wooten	41	2012-14
4. Dane Johnson	39	1994-95
5. Geoff Combe	36	1978-79
6. Jeff Gray	26	1987-89
7. Keith Brown	25	1988-92
Rich Sauveur	25	1996, '98-99
9. Milton Hill	24	1990-92
10. Jeff Mc Curry	23	1998

PLAYER	INNINGS PITCHED	
	NO.	YEARS
1. Tim Dillard	556.2	2007-14
2. Keith Brown	552.2	1988-92
3. Brian Keyser	493.1	1993-97
4. Sam Narron	450.2	2008-11
5. Hugh Kemp	444.0	1987-89
6. Jamie Werly	417.0	1980-81, '83
7. Rodney Bolton	363.0	1993-95
8. Chase Wright	358.1	2009-11
9. Charlie Mitchell	351.2	1988-91
10. Brian Denman	344.2	1985-86

PLAYER	RUNS ALLOWED	
	NO.	YEARS
1. Tim Dillard	305	2007-14
2. Sam Narron	272	2008-11
3. Keith Brown	269	1988-92
4. Hugh Kemp	268	1987-89
5. Chase Wright	227	2009-11
6. Ben Callahan	214	1982-84
7. Zach Jackson	204	2006-08
8. Brian Denman	201	1985-86
9. Jamie Werly	181	1980-81, '83
10. James Baldwin	173	1993-96

PLAYER	HOME RUNS ALLOWED	
	NO.	YEARS
1. Sam Narron	54	2008-11
2. James Baldwin	46	1993-96
Tim Dillard	46	2007-14
4. Hugh Kemp	43	1987-89
5. Chase Wright	40	2009-11
6. Tom Fordham	36	1996-97, '03
7. Matt Guerrier	35	2002-03
8. Zach Jackson	34	2006-08
9. Charlie Mitchell	32	1988-91
10. Nelson Figueroa	31	2003-04

PLAYER	BASES ON BALLS	
	NO.	YEARS
1. Hugh Kemp	207	1987-89
2. Tim Dillard	196	2007-14
3. Keith Brown	178	1988-92
4. Jamie Werly	174	1980-81, '83
5. Luis Vasquez	172	1989-91
6. James Baldwin	167	1993-96
7. Bryan Kelly	166	1985-86
8. Mike Bertotti	164	1995-97
9. Chris Hammond	159	1989-90
10. Lindsay Gulin	153	2007-09

PLAYER	STRIKEOUTS	
	NO.	YEARS
1. Jamie Werly	352	1980-81, '83
2. Tim Dillard	334	2007-14
3. Keith Brown	333	1988-92
4. James Baldwin	321	1993-96
5. Jack Armstrong	296	1988-89, '91
6. Chris Hammond	291	1989-90
7. Hugh Kemp	253	1987-89
8. Nelson Figueroa	250	2003-04
9. Sam Narron	243	2008-11
10. Charlie Mitchell	236	1988-91

SOUNDS

2014 IN REVIEW

ATHLETICS

PCL OPPONENTS

RECORDS

MISC. INFO

Top Ten Single-Season Pitching Leaders

SOUNDS

2014 IN REVIEW

ATHLETICS

PCL OPPONENTS

RECORDS

MISC. INFO

PLAYER	WINS NO.	YEAR
1. Clay Christiansen	16	1982
Stefan Wever	16	1982
3. Andy McGaffigan	15	1980
Brian Ryder	15	1980
Chris Hammond	15	1990
Scott Ruffcorn	15	1994
7. Kelly Scott	14	1983
Steve Schrenk	14	1994
Rodney Bolton	14	1995
10. Bill Kelly	13	1979
Tom Filer	13	1980
Jamie Werly	13	1981
Ben Callahan	13	1982
Hugh Kemp	13	1988
Jack Armstrong	13	1989
Scott Ruffcorn	13	1996
R.A. Dickey	13	2007

PLAYER	LOSSES NO.	YEAR
1. Zach Kroenke	16	2013
2. Jay Howell	14	1978
Tony McKnight	14	2002
4. Bill Dawley	13	1978
Ben Callahan	13	1982
Keith Brown	13	1989
Luis Vasquez	13	1989
Chris Narveson	13	2008
Seth McClung	13	2012
10. Rich Monteleone	12	1985
Gino Minutelli	12	1992
Matt Guerrier	12	2002
Ben Hendrickson	12	2005
Jeff Housman	12	2005
Amaury Rivas	12	2011

EARNED RUN AVERAGE (min. 112 IP)		
PLAYER	ERA	YEAR
1. Chris Hammond	2.17	1990
2. Andy McGaffigan	2.38	1980
3. Scott Brown	2.40	1979
4. Bruce Berenyi	2.47	1978
5. Bill Kelly	2.51	1978
6. Rodney Bolton	2.56	1994
7. Jamie Werly	2.59	1981
8. Raul Ferreyra	2.72	1979
Scott Ruffcorn	2.72	1994
10. Stefan Wever	2.78	1982

INNINGS PITCHED		
PLAYER	NO.	YEAR
1. Jamie Werly	222.1	1981
2. Clay Christiansen	214.1	1982
3. Stefan Wever	214.0	1982
4. Brian Ryder	201.0	1980
5. Kelly Scott	188.0	1983
6. Tom Filer	187.1	1980
7. Jack Armstrong	182.2	1989
8. Norm Charlton	182.0	1988
9. Brian Denman	181.2	1985
Scott Terry	181.2	1987

SAVES		
PLAYER	NO.	YEAR
1. Mark Corey	30	2003
2. Geoff Combe	27	1979
3. Chris Smith	26	2010
4. Dane Johnson	24	1994
5. Jeff McCurry	23	1998
6. Jeff Darwin	22	1997
7. Brian Drahman	20	1993
Rob Wooten	20	2013
9. Milt Hill	18	1992
Luther Hackman	18	2007

PLAYER	GAMES NO.	YEAR
1. Geoff Combe	66	1978
2. Joey Vierra	62	1991
3. Raul Ferreyra	61	1979
Rich Sauveur	61	1996
5. Brent Leach	59	2014
6. Joey Vierra	56	1995
Steve Mintz	56	1998
Travis Webb	56	2013
9. Cory Bailey	55	2000
10. Geoff Combe	54	1979
Brian Drahman	54	1993
Todd Rizzo	54	1997
Dustin Molleken	54	2014

RUNS ALLOWED		
PLAYER	NO.	YEAR
1. Ben Callahan	109	1982
2. Brian Denman	108	1986
Tony McKnight	108	2002
4. Sam McConnell	103	2001
5. Ben Callahan	102	1984
Kris Benson	102	1998
7. Clay Christiansen	101	1982
8. Ben Hendrickson	100	2005
9. Keith Brown	99	1989
Jeff Housman	99	2005
Sam Narron	99	2011

HOME RUNS ALLOWED		
PLAYER	NO.	YEAR
1. James Baldwin	27	1995
Jeff Housman	27	2005
3. Kris Benson	26	1998
4. Chuck Lofgren	24	2010
Josh Butler	24	2011
6. Todd Van Poppel	23	1999
Chris Narveson	23	2008
8. Mo Sanford	22	1992
Rich Pratt	22	1997
Tony McKnight	22	2002

BASES ON BALLS		
PLAYER	NO.	YEAR
1. Mike Bertotti	105	1997
2. Chris Hammond	96	1989
3. Chuck Tomaselli	89	1984
Bryan Kelly	89	1985
5. Jamie Werly	88	1981
6. Rich Monteleone	87	1985
7. Tom Filer	86	1980
8. Paul Voigt	85	1985
Bill Cutshall	85	1987
10. Luis Vasquez	84	1989

STRIKEOUTS		
PLAYER	NO.	YEAR
1. Jamie Werly	193	1981
2. Stefan Wever	190	1982
3. Jay Howell	173	1978
4. Norm Charlton	161	1988
5. Todd Van Poppel	157	1999
6. Clay Christiansen	156	1982
James Baldwin	156	1994
8. Jack Armstrong	152	1989
9. Chris Hammond	149	1990
10. Ryan Vogelsong	146	2003

Opening Day Lineups

April 15, 1978

Mickey DuVal, CF
Randy Davidson, 2B
Tony Moretto, RF
George Weicker, 1B
Tim Doerr, 3B
Don Lyle, DH
Duane Walker, LF
Steve Hughes, SS
Mark Miller, C
Bill Dawley, P
Lost 4-2 at Memphis

April 16, 1979

Gary Redus, CF
Rafael Santo Domingo, SS
Paul Householder, RF
Rick Duncan, 1B
Gene Menees, 2B
Duane Walker, LF
Dave Van Gorder, C
Skeeter Barnes, 3B
Bill Dawley, P
Lost 7-1 at Jacksonville

April 11, 1980

Nate Chapman, CF
Buck Showalter, DH
Ken Baker, RF
Steve Balboni, 1B
Pat Tabler, 2B
Brian Dayett, 3B
Juan Espino, C
Willie McGee, LF
Rafael Santana, SS
Tom Filer, P
Lost 6-4 at Columbus (GA)

April 9, 1981

Otis Nixon, SS
Ted Wilborn, LF
Don Mattingly, 1B
Wes Robbins, DH
Rob Teegarden, RF
Brian Dayett, 3B
Willie McGee, CF
Kevin Shannon, C
Rafael Villaman, 2B
Jamie Werly, P
Won 8-7 vs. Birmingham

April 9, 1982

Otis Nixon, SS
Huey Gayden, DH
Jeff Reynolds, 3B
Dean Craig, 1B
Tommie Dodd, RF
Brian Dayett, LF
Scott Bradley, C
Tim Knight, CF
Rex Hudler, 2B
Stefan Wever, P
Lost 10-9 (13 inn.) at Columbus (GA)

April 8, 1983

Vic Mata, 2B
Scott Bradley, C
Tommie Dodd, DH
Rob Teegarden, LF
Mike Pagliarulo, 3B
Todd Demeter, 1B
Derwin McNealy, CF
Keith Smith, SS
Tim Knight, RF
Mark Shiflett, P
Lost 5-4 at Orlando

April 9, 1984

Tommy Barrett, 2B
Bobby Meacham, SS
Orestes Destrade, LF
Erik Peterson, 1B
Dan Pasqua, DH
Matt Gallegos, RF
Mark Blaser, 3B
Tim Knight, CF
Pat Dempsey, C
Jim Deshaies, P
Won 7-3 at Orlando

April 11, 1985

Bobby Mitchell, CF
Pedro Chavez, SS
Scottie Earl, 2B
Mike Laga, 1B
Ron Johnson, DH
Leon Roberts, RF
Mark Smith, LF
Bob Melvin, C
Tom O'Malley, 3B
Randy O'Neal, P
Won 3-1 vs. Buffalo

April 11, 1986

Scottie Earl, 2B
Pat Sheridan, CF
Tim Tolman, LF
German Rivera, 3B
Nelson Simmons, RF
Matt Nokes, C
Brian Harper, 1B
Bruce Fields, DH
Pedro Chavez, SS
Bryan Kelly, P
Won 6-3 vs. Indianapolis

April 10, 1987

Max Venable, CF
Jeff Treadway, 2B
Chris Sabo, 3B
Ron Henika, 1B
Dan Boever, LF
Orsino Hill, RF
Terry McGriff, C
Orlando Gonzalez, SS
Lenny Harris, DH
Scott Terry, P
Won 8-4 vs. Omaha

April 7, 1988

Scottie Earl, 2B
Dave Klipstein, CF
Van Snider, RF
Ron Roenicke, LF
Luis Quinones, SS
Marty Brown, 3B
Greg Monda, 1B
Doug Gwosdz, C
Norm Charlton, P
Won 7-6 vs. Indianapolis

April 5, 1989

Keith Lockhart, 2B
Marty Brown, 1B
Luis Quinones, 3B
Van Snider, CF
Rolando Roomes, RF
Chris Jones, LF
Jeff Richardson, SS
Joe Oliver, C
Jack Armstrong, P
Lost 4-2 at Indianapolis

April 6, 1990

Leo Garcia, CF
Paul Noce, SS
Skeeter Barnes, RF
Darryl Motley, DH
Kevin Pearson, 2B
Brian Lane, 3B
Reggie Jefferson, 1B
Chris Jones, LF
Donnie Scott, C
Rodney Imes, P
Lost 8-6 at Omaha

April 10, 1991

Billy Bates, 2B
Adam Casillas, LF
Reggie Jefferson, DH
Terry Lee, 1B
Denny Gonzalez, 3B
Chris Jones, RF
Leo Garcia, CF
Donnie Scott, C
Freddie Benavides, SS
Rodney Imes, P
Won 2-1 vs. Omaha

April 9, 1992

Nick Capra, CF
Jeff Small, 2B
Jeff Stone, DH
Geronimo Berroa, LF
Darnell Coles, 3B
Mark Howie, 1B
Dan Wilson, C
Gary Green, SS
Ruben Escalera, RF
Gino Minutelli, P
Lost 6-2 at Denver

April 8, 1993

Shawn Jeter, CF
Eteban Beltre, SS
Chris Cron, 3B
Drew Denson, 1B
Brad Komminsk, RF
Scott Cepicky, LF
Joe Hall, DH
Matt Merullo, C
Norberto Martin, 2B
Larry Thomas, P
Won 8-5 vs. Iowa

April 7, 1994

Norberto Martin, SS
Gary Thurman, CF
Dann Howitt, LF
Drew Denson, DH
Domingo Martinez, 1B
Javier Ortiz, RF
Olmedo Saenz, 3B
Ray Durham, 2B
Clemente Alvarez, C
Steve Schrenk, P
Won 10-5 at Oklahoma City

April 7, 1995

Fernando Ramsey, CF
Mike Robertson, 1B
Bob Zupcic, LF
Chris Cron, 3B
Henry Cotto, DH
Kerry Valrie, RF
Dave Milstien, SS
Junior Ortiz, C
Doug Brady, 2B
Brian Keyser, P
Won 6-3 at Buffalo

April 4, 1996

Doug Brady, 2B
Fernando Ramsey, CF
Jose Munoz, DH
Olmedo Saenz, 3B
Jeff Abbott, LF
Mike Robertson, 1B
Kerry Valrie, RF
Julio Vinas, C
Craig Wilson, SS
Luis Andujar, P
Lost 8-5 vs. Buffalo

April 4, 1997

Mike Cameron, CF
Jeff Abbott, LF
Greg Norton, 3B
Mario Valdez, 1B
Magglio Ordonez, RF
Gene Schall, DH
Robert Machado, C
Frank Menechino, 2B
Craig Wilson, SS
Tom Fordham, P
Lost 4-3 (11 inn.) at Buffalo

April 7, 1998

Manny Martinez, CF
Abraham Nunez, SS
Darrell Whitmore, LF
Ron Wright, 1B
Aramis Ramirez, 3B
Steve Decker, C
Chad Hermansen, 2B
Steve Bieser, RF
Sean Lawrence, P
Lost 7-2 at Iowa

April 8, 1999

Chad Hermansen, CF
Emil Brown, RF
Aramis Ramirez, 3B
Ivan Cruz, 1B
Tim Laker, C
Doug Strange, 2B
Darryl Brinkley, DH
Ray Montgomery, LF
Kevin Polcovich, SS
Bob Milacki, P
Won 7-0 vs. Edmonton

April 6, 2000

Tike Redman, CF
Abraham Nunez, SS
Darryl Brinkley, DH
Ivan Cruz, 1B
Ray Montgomery, LF
Emil Brown, RF
Jason Wood, 2B
Tim Laker, C
Jarrod Patterson, 3B
Danny Leon, P
Won 10-5 at Omaha

April 4, 2001

Tike Redman, CF
Warren Morris, 2B
Chad Hermansen, LF
Craig Wilson, 1B
Adam Hyzdu, RF
Humberto Cota, C
Jason Wood, SS
Rob Mackowiak, 3B
Sam McConnell, P
Lost 3-2 at Memphis

SOUNDS

2014 IN REVIEW

ATHLETICS

PCL OPPONENTS

RECORDS

MISC. INFO

Opening Day Lineups *(cont'd)*

SOUNDS

2014 IN REVIEW

ATHLETICS

PCL OPPONENTS

RECORDS

MISC. INFO

April 4, 2002
Tike Redman, CF
Shawn Gilbert, SS
Humberto Cota, C
Ryan Radmanovich, RF
Adam Hyzdu, LF
Curtis Pride, DH
Reed Secrist, 3B
Chris Pritchett, 1B
David Post, 2B
Bronson Arroyo, P
Lost 12-5 vs. Sacramento

April 3, 2003
Tony Alvarez, LF
Dave Doster, 2B
Mike Gulan, 3B
Adam Hyzdu, CF
Carlos Rivera, 1B
J.J. Davis, RF
Humberto Cota, C
Aaron Holbert, SS
Ryan Vogelsong, P
Won 5-4 vs. Iowa

April 8, 2004
Tony Alvarez, LF
Terry Shumpert, 2B
Andy Abad, RF
Ruben Mateo, CF
Carlos Rivera, 1B
Chris Truby, 3B
Tomas de la Rosa, SS
Keith McDonald, C
Nelson Figueroa, P
Lost 6-3 vs. Colorado Springs

April 7, 2005
Dave Krynzal, CF
Rickie Weeks, 2B
Prince Fielder, 1B
Corey Hart, RF
Brad Nelson, 1B
Kevin Orie, 3B
Pat Borders, C
Steve Scarborough, SS
Jose Capellan, P
Won 7-3 (7 inn.) vs. New Orleans

April 7, 2006
Tony Gwynn, CF
Dave Krynzal, LF
Vinny Rottino, 3B
Nelson Cruz, RF
Brad Nelson, 1B
Brent Abernathy, DH
Jermaine Clark, 2B
Mark Johnson, C
Enrique Cruz, SS
Ben Hendrickson, P
Lost 5-3 at Omaha

April 5, 2007
Callix Crabbe, 2B
JD Closser, C
Drew Anderson, CF
Ryan Braun, 3B
Joe Dillon, LF
Brad Nelson, 1B
Vinny Rottino, RF
Ozzie Chavez, SS
Zach Jackson, P
Lost 4-1 vs. New Orleans

April 3, 2008
Hernan Iribarren, LF
Layne Nix, CF
Vinny Rottino, C
Eric Munson, 1B
Adam Heether, 3B
Brendan Katin, RF
Ozzie Chavez, SS
Abraham Nunez, 2B
Zach Jackson, P
Lost 5-2 vs. New Orleans

April 9, 2009
Tony Gwynn, CF
Alcides Escobar, SS
Mat Gamel, 3B
Brendan Katin, RF
Joe Koshansky, 1B
Angel Salome, C
Hernan Iribarren, 2B
Jason Bourgeois, LF
Sam Narron, P
Lost 7-5 vs. New Orleans

April 8, 2010
Norris Hopper, CF
Eric Farris, 2B
Trent Oeltjen, LF
Brendan Katin, RF
Joe Koshansky, 1B
Adam Heether, 3B
Angel Salome, C
Luis Cruz, SS
Kameron Loe, P
Won 6-3 at Iowa



April 7, 2011
Eric Farris, 2B
Caleb Gindl, CF
Mat Gamel, 1B
Brett Carroll, RF
Zelous Wheeler, 3B
Brandon Boggs, LF
Martin Maldonado, C
Edwin Maysonet, SS
Amaury Rivas, P
Won 5-1 vs. New Orleans

April 5, 2012
Logan Schafer, CF
Eric Farris, 2B
Caleb Gindl, RF
Taylor Green, 3B
Sean Halton, 1B
Corey Patterson, LF
Martin Maldonado, C
Edwin Maysonet, SS
Wily Peralta, P
Lost 6-2 at New Orleans

April 4, 2013
Josh Prince, CF
Scooter Gennett, 2B
Hunter Morris, 1B
Sean Halton, LF
Caleb Gindl, RF
Stephen Parker, 3B
Blake Lalli, C
Blake Davis, SS
Tyler Thornburg, P
Won 5-4 vs. New Orleans

April 4, 2014
Irving Falu, 3B
Elian Herrera, 2B
Robinson Diaz, C
Hunter Morris, 1B
Sean Halton, DH
Caleb Gindl, RF
Eugenio Velez, LF
Hector Gomez, SS
Kevin Mattison, CF
Johnny Hellweg, P
Won 4-2 at Omaha

ALL-TIME RECORDS
Season Openers: 18-19
Home Openers: 22-15



Postseason History (Double-A Era, 1978-1984)

1979 (Southern League)	Date	Opponent	W/L	Score
Manager - George Scherger	September 3	Memphis	W	10-2
	September 4	at Memphis	L	4-3 (10 inn.)
	September 5	at Memphis	W	5-2
<i>Defeated Memphis, two games to one, in Western Division Finals</i>				
	September 6	Columbus (Ga.)	L	4-3
	September 7	Columbus (Ga.)	W	3-1
	September 8	at Columbus (Ga.)	W	14-7
	September 9	at Columbus (Ga.)	W	6-2
<i>Defeated Columbus, three games to one, to win Southern League Championship</i>				

1980 (Southern League)	Date	Opponent	W/L	Score
Manager - Stump Merrill	September 3	at Memphis	L	5-0
	September 4	at Memphis	L	8-4
	September 5	Memphis	W	10-9
	September 6	Memphis	L	6-3
<i>Lost to Memphis, three games to one, in Western Division Finals</i>				

1981 (Southern League)	Date	Opponent	W/L	Score
Manager - Stump Merrill	September 3	at Memphis	W	9-7 (12 inn.)
	September 4	at Memphis	W	16-8
	September 5	Memphis	W	9-4
<i>Defeated Memphis, three games to none, in Western Division Finals</i>				
	September 11	at Orlando	L	4-2
	September 12	at Orlando	L	7-1
	September 13	Orlando	W	10-2
	September 14	Orlando	L	7-4
<i>Lost to Orlando, three games to one, in Southern League Finals</i>				

1982 (Southern League)	Date	Opponent	W/L	Score
Manager - Johnny Oates	September 3	at Knoxville	L	7-3
	September 4	at Knoxville	W	5-1
	September 5	Knoxville	W	3-0
	September 6	Knoxville	W	9-7
<i>Defeated Knoxville, three games to one, in Western Division Finals</i>				
	September 7	at Jacksonville	L	3-2
	September 8	at Jacksonville	W	4-1
	September 10	Jacksonville	W	2-0
	September 11	Jacksonville	W	5-3 (13 inn.)
<i>Defeated Jacksonville, three games to one, to win Southern League Championship</i>				

1983 (Southern League)	Date	Opponent	W/L	Score
Manager - Doug Holmquist	September 3	at Birmingham	W	7-6
	September 4	at Birmingham	L	4-3
	September 5	Birmingham	L	4-2
	September 6	Birmingham	W	6-1
	September 7	Birmingham	L	7-5
<i>Lost to Birmingham, three games to two, in Western Division Finals</i>				

1984 (Southern League)	Date	Opponent	W/L	Score
Manager - Jim Marshall	September 5	at Knoxville	W	5-4
	September 6	at Knoxville	L	6-3
	September 7	Knoxville	L	5-3
	September 8	Knoxville	L	4-3
<i>Lost to Knoxville, three games to one, in Western Division Finals</i>				

SOUNDS

2014 IN REVIEW

ATHLETICS

PCL OPPONENTS

RECORDS

MISC. INFO

Postseason History (Triple-A Era, 1985-Present)

SOUNDS

1990 (American Association)	Date	Opponent	W/L	Score
Manager - Pete Mackanin	September 5	at Omaha	L	1-0
	September 6	at Omaha	W	5-3
	September 7	Omaha	L	8-7 (20 inn.)
	September 8	Omaha	W	5-4
	September 9	Omaha	L	8-7

Lost to Omaha, three games to two, in American Association Championship Series

2014 IN REVIEW

1993 (American Association)	Date	Opponent	W/L	Score
Manager - Rick Renick	September 8	Iowa	W	12-3
	September 9	Iowa	L	3-1
	September 10	Iowa	L	6-3
	September 11	at Iowa	L	5-2
	September 12	at Iowa	W	9-6
	September 13	at Iowa	W	4-1
	September 14	at Iowa	L	3-2 (11 inn.)

Lost to Iowa, four games to three, in American Association Championship Series

ATHLETICS

1994 (American Association)	Date	Opponent	W/L	Score
Manager - Rick Renick	September 7	at New Orleans	W	4-0
	September 8	at New Orleans	W	10-4
	September 9	New Orleans	W	7-5

Defeated New Orleans, three games to none, in American Association Semifinals

September 11	Indianapolis	L	5-3
September 12	Indianapolis	W	1-0
September 13	at Indianapolis	L	6-3
September 14	at Indianapolis	L	7-5

Lost to Indianapolis, three games to one, in American Association Championship Series

PCL OPPONENTS

2003 (Pacific Coast League)	Date	Opponent	W/L	Score
Manager - Trent Jewett	September 3	Albuquerque	W	6-5
	September 4	Albuquerque	L	7-5
	September 5	at Albuquerque	W	12-10 (12 inn.)
	September 6	at Albuquerque	W	3-1

Defeated Albuquerque, three games to one, in American Conference Finals

September 9	Sacramento	L	4-2
September 10	Sacramento	L	7-2
September 12	at Sacramento	L	8-1

Lost to Sacramento, three games to none, in Pacific Coast League Championship Series

RECORDS

2005 (Pacific Coast League)	Date	Opponent	W/L	Score
Manager - Frank Kremblas	September 7	at Oklahoma	W	5-4
	September 8	at Oklahoma	L	7-5
	September 9	Oklahoma	L	2-1
	September 10	Oklahoma	W	3-1
	September 11	Oklahoma	W	7-3

Defeated Oklahoma, three games to two, in American Conference Finals

September 13	Tacoma	W	8-6
September 14	Tacoma	W	11-5
September 16	at Tacoma	W	5-2 (13 inn.)

Defeated Tacoma, three games to none, to win Pacific Coast League Championship

MISC. INFO

2006 (Pacific Coast League)	Date	Opponent	W/L	Score
Manager - Frank Kremblas	September 6	Round Rock	W	4-0
	September 7	Round Rock	L	4-3
	September 8	at Round Rock	L	6-5 (10 inn.)
	September 9	at Round Rock	W	2-0
	September 10	at Round Rock	L	8-0

Lost to Round Rock, three games to two, in American Conference Finals

2007 (Pacific Coast League)	Date	Opponent	W/L	Score
Manager - Frank Kremblas	September 5	at New Orleans	L	3-2
	September 6	at New Orleans	L	5-1
	September 7	New Orleans	W	6-5 (10 inn.)
	September 8	New Orleans	L	6-0

Lost to New Orleans, three games to one, in American Conference Finals

Retired Number



William Henry "Skeeter" Barnes III ranks as one of the all-time fan favorites at Greer Stadium and currently stands as the Nashville Sounds career leader in hits (517), doubles (94), at-bats (1,898), and games played (514).

He played two stints with the Sounds, in 1979 (AA-Reds) and again from 1988-90 (AAA-Reds) and ranks among the top three in every major offensive category on the Nashville career leaderboard.

Barnes enjoyed success during both stints as a member of the Sounds. He was a member of Nashville's first Southern League championship-winning squad in 1979, pacing the club with 145 games played in his second year as a pro.

He excelled at the plate in his second go-around in Music City, pacing the Triple-A American Association with 39 doubles in 1989 to earn a spot on the league's postseason All-Star team and led the circuit with 156 hits in 1990, a year in which he also ranked among the league leaders with 83 runs scored and 34 stolen bases in helping guide the Sounds to a berth in the American Association championship series (Nashville lost to Omaha, 3-2).



The 16-year veteran spent time in the Cincinnati, Montreal, Philadelphia, St. Louis, Milwaukee, Pittsburgh, and Detroit organizations during his pro career after being selected by the Reds in the first round (16th overall selection) of the June 1978 draft.

Barnes spent parts of nine major league seasons with the Reds, Expos, Cardinals, and Tigers and accumulated a .259 average over 353 ML games. It was Skeeter's versatility as a utility player that earned him a spot in the big leagues. Barnes played seven different positions at the major-league level, a feat that most cannot list on their resume.

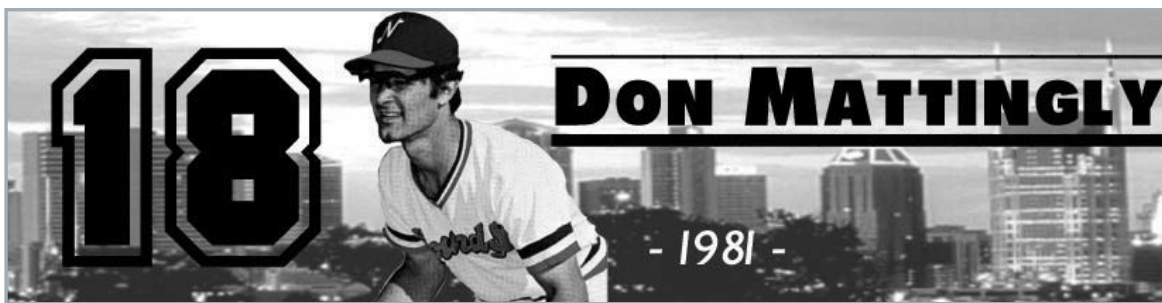
Additional highlights of Barnes' major- and minor-league career include:

- ♦ Hit a career-high .368 for the rookie-level Billings Mustangs during his first pro season in 1978 ... and lost the Pioneer League batting race by nearly 100 points to teammate Eddie Milner, whose .462 mark still stands as an unsurpassed standard in any minor league season of 200 or more at-bats.
- ♦ Selected as team MVP and Eastern League All-Star in 1982 after a full year with Waterbury (AA-Reds).
- ♦ Initiated a triple play for Detroit on July 3, 1992, catching an attempted squeeze bunt by Seattle's Omar Vizquel, tagging Dave Valle and throwing to first baseman Cecil Fielder to force out Harold Reynolds in the fifth inning.

Skeeter Barnes' #00 was retired by the Nashville Sounds in the early 1990s.

YEAR	CLUB	AVG	G	AB	R	H	2B	3B	HR	RBI	BB	SO	SB	CS
1979	Nashville (AA)	.266	145	500	54	133	19	4	12	77	27	64	5	3
1988	Nashville (AAA)	.259	101	328	43	85	15	0	4	34	17	40	15	3
1989	Nashville (AAA)	.303	124	472	57	143	39	3	6	55	32	59	15	6
1990	Nashville (AAA)	.285	144	548	83	156	21	2	7	66	47	57	34	11
Nashville Totals		.280	514	1848	237	517	94	9	29	232	123	220	69	23
Minor Lg. Totals (15 seasons)		.296	1633	5985	883	1773	337	52	121	900	464	622	278	99
Major Lg. Totals (9 seasons)		.259	353	614	95	159	30	4	14	83	41	74	20	18

Retired Number



Donald Arthur Mattingly played just one season in Nashville but made quite an impression on Music City while manning first base for the New York Yankees' Double-A affiliate in 1981.

Mattingly batted .316 (173-for-547) with seven homers and 98 RBIs in 141 games with the Sounds that season. He led the team in games played, hits, doubles (35) and RBIs; his 35 doubles were also the tops in the Southern League that year.

He also ranked among team leaders in hitting (2nd), at-bats (2nd), runs scored (4th-74), homers (T4th), and walks (2nd-64). Mattingly only struck out an impressive 55 times in his 547 at-bats that year.

At the end of the year, he was named the Yankees' Minor League Player-of-the-Year as well as to the TOPPS and Southern League All-Star teams.

"Donnie Baseball" established himself as one of the preeminent major-league stars of the 1980s. He hit for average and power, fielded his position at first base with brilliance and displayed a work ethic and charisma reminiscent of Yankee greats of the past. His home run power developed after his arrival in the majors and he went on to set a couple of impressive longball records in 1986.



He became an everyday major league player in 1984 and hit 23 homers en route to capturing the batting title on the last day of the season with a .343 average that edged teammate Dave Winfield's .340. In doing so, he became the first Yankee left-handed hitter to bat over .340 since Lou Gehrig hit .351 in 1937.

Despite often starting the season abysmally, Mattingly established himself as a dominant hitter from 1984 through 1989. In each of those seasons, he hit over .300, collected more than 186 hits, and -- except for 1988 -- drove in 100 or more runs. During that period, no major league player had more RBIs than his 684, and only Wade Boggs (1,269) had more hits than Mattingly's 1,219. Mattingly displayed his power in 1985 when, batting third in the Yankee lineup, he amassed career highs of 35 home runs and a league-leading 145 RBIs en route to being named AL MVP (note: Willie McGee, another former Sound and Mattingly's teammate on the 1981 Nashville squad, captured the NL MVP award that year while playing for the St. Louis Cardinals).

In 1986, Mattingly set new Yankees marks for doubles (53) and hits (238) in a season, becoming the first Yankee since Lou Gehrig to log three consecutive 200-hit seasons. During the 1987 season, Mattingly set or tied five remarkable major league records. He hit six grand slams to set a new single-season mark (he had never hit one prior to 1987). He tied Dale Long's 1956 record by homering in eight consecutive games from July 8-18. His 10 homers during that period were a major league record for total homers in an eight-game streak, and his concurrent streak of 10 games with at least one extra-base hit broke Babe Ruth's 1921 AL record. The power streak ended on July 20, the night Mattingly tied the major league record of 22 putouts by a first baseman in a nine-inning game.

Mattingly matched his hitting with outstanding defense. From 1985 through 1989, he won five consecutive Gold Glove awards at first base. Along with Chick Gandil (1916-1919) of the legendary Chicago "Black Sox," Mattingly (1984-1987) holds the record of leading AL first basemen in fielding percentage for four consecutive years. Upon his retirement in 1997, his .996 lifetime fielding percentage at first base tied him for the all-time lead. His extraordinary fielding skills allowed him to play second base and third base on a few occasions despite throwing left-handed.

Don Mattingly returned to Greer Stadium on August 12, 1999, when his #18 was retired by the Nashville Sounds in an on-field ceremony.

YEAR	CLUB	AVG	G	AB	R	H	2B	3B	HR	RBI	BB	SO	SB	CS
1981	Nashville (AA)	.316	141	547	74	173	35	4	7	98	64	55	4	-
Minor Lg. Totals (5 seasons)		.332	500	1842	288	612	112	16	37	346	232	132	17	-
Major Lg. Totals (14 seasons)		.307	1785	7003	1007	2153	442	20	222	1099	588	444	14	9

SOUNDS

2014 IN REVIEW

ATHLETICS

PCL OPPONENTS

RECORDS

MISC. INFO

All-Time Roster

Includes all players who have appeared on the Sounds' active roster since 1978, a total of 1,030.

NAME	YEAR(S)	MLB SERVICE
A (29)		
Abad, Andy	2004, '07	A's 01, Red Sox 03, Reds 06
Abbott, Jeff	1996-97	White Sox 97-00, Marlins 01
Abernathy, Brent	2006	Devil Rays 01-03, Royals 04, Twins 05
Acevedo, Juan	2004	Rockies 95/00, Mets 97, Cardinals 98-99, Brewers 00, Marlins 01, Tigers 02, Yankees 03, Blue Jays 03
Adams, Mike	2005-06	Brewers 04-06, Padres 08-11, Rangers 11-12, Phillies 13-14
Afenir, Troy	1992	Astros 87, A's 90-91, Reds 92
Ah Yat, Paul	1999-01	
Aldrich, Russell	1979	
Allen, Luke	2004	Dodgers 02, Rockies 03
Allen, Neil	1990	Mets 75-83, Cardinals 83-85, Yankees 85/87-89, White Sox 86-87, Indians 89
Almonte, Erick	2009-12	Yankees 01/03, Brewers 11
Almonte, Hector	2004	Marlins 99, Red Sox 03, Expos 03
Alvarez, Clemente	1993-94	
Alvarez, Jose	1991-92	Braves 81-82, 88-89
Alvarez, Tavo	1998	Expos 95-96
Alvarez, Tony	2003-04	Pirates 02/04
Alvarez, Wilson	1993	Rangers 89, White Sox 91-97, Giants 97, Devil Rays 98-00/02, Dodgers 03-04
Anderson, Drew	2006-07, '09-10	Brewers 06
Anderson, Jimmy	1998-2000	Pirates 99-02, Reds 03, Cubs 04, Red Sox 04
Anderson, Josh	2010	Astros 07, Braves 08, Tigers 09, Royals 09
Andujar, Luis	1996, 2000	White Sox 95-96, Blue Jays 96-98
Aquino, Greg	2007	Diamondbacks 04-06, Brewers 07, Orioles 08, Indians 09
Arlis, Patrick	2009-11	
Armstrong, Jack	1988-89, '91	Reds 88-91, Indians 92, Marlins 93, Rangers 94
Armstrong, Mike	1979	Padres 80-81, Royals 82-83, Yankees 84-86, Indians 87
Arroyo, Bronson	1999-2002	Pirates 00-02, Red Sox 03-05, Reds 06-13, Diamondbacks 14
Aven, Bruce	2000	Indians 97/02, Marlins 99, Pirates 00, Dodgers 00-01
Axford, John	2009-10	Brewers 09-13, Cardinals 13, Indians 14, Pirates 14
Ayers, Mike	2000-01	
B (90)		
Bailey, Cory	2000	Red Sox 93-94, Cardinals 95-96, Giants 97-98, Royals 01-03
Baker, Brian	2012	
Baker, Doug	1985-86	Tigers 84-87, Twins 88-90
Baker, Kenny	1980	
Balboni, Steve	1980	Yankees 81-83/89-90, Royals 84-88, Mariners 88, Rangers 93
Baldwin, James	1993-96	White Sox 95-01, Dodgers 01, Mariners 02, Royals 03, Twins 03, Mets 04, Orioles 05, Rangers 05
Baldwin, Johnny	1984	
Balfour, Grant	2007	Twins 01/03-04, Brewers 07, Rays 07-10/14, A's 11-13
Banes, David	1982	
Baptist, Travis	2000	Twins 98
Barfield, John	1993	Rangers 89-91
Barkett, Andy	2001	Pirates 01
Barnes, John	2003	Twins 00-01

SOUNDS

2014 IN REVIEW

ATHLETICS

PCL OPPONENTS

RECORDS

MISC. INFO

All-Time Roster *(cont'd)*

SOUNDS

2014 IN REVIEW

ATHLETICS

PCL OPPONENTS

RECORDS

MISC. INFO

<u>NAME</u>	<u>YEAR(S)</u>	<u>MLB SERVICE</u>
Barnes, Skeeter	1979, '88-90	Reds 83-84/89, Expos 85, Cardinals 87, Tigers 91-94
Barnwell, Chris	2005-07	Brewers 06
Barrett, Tommy	1984	Phillies 88-89, Red Sox 92
Barthol, Blake	2003	
Bateman, Joe	2008	
Bates, Billy	1990-91	Brewers 89-90, Reds 90
Battle, Allen	1997	Cardinals 95, A's 96
Bay, Jason	2004	Padres 03, Pirates 03-08, Red Sox 08-09, Mets 10-12, Mariners 13
Beattie, Andrew	2006	
Beeler, Pete	1991	
Bell, Derek	2001	Blue Jays 91-92, Padres 93-94, Astros 95-99, Mets 00, Pirates 01
Beltre, Esteban	1993	White Sox 91-92, Rangers 94-95, Red Sox 96
Benavides, Freddie	1989-91	Reds 91-92, Rockies 93, Expos 94
Bennett, Jeff	2003, '05, '10	Brewers 04, Braves 07-09, Rays 09
Benson, Kris	1998, 2002	Pirates 99-00/02-04, Mets 04-05, Orioles 06, Rangers 09, Diamondbacks 10
Berblinger, Jeff	2001	Cardinals 97
Bere, Jason	1993, '95-97	White Sox 93-98, Reds 98-99, Brewers 99-00, Indians 00/03, Cubs 01-02
Berenyi, Bruce	1978	Reds 80-84, Mets 84-86
Bergman, Dave	1985	Yankees 75,77, Astros 78-81, Giants 81-83, Tigers 84-92
Berroa, Geronimo	1992	Braves 89-90, Reds 92, Marlins 93, A's 94-97, Orioles 97, Indians 98, Tigers 98, Blue Jays 99, Dodgers 00
Berry, Mark	1987	
Bersano, Mark	1982-83	
Bertotti, Mike	1995-97	White Sox 95-97
Bianchi, Jeff	2012-14	Brewers 12-14
Bibbs, Kennard	2006	
Bieser, Steve	1998-99	Mets 97, Pirates 98
Birtsas, Tim	1988, '90	A's 85-86, Reds 88-90
Blaser, Mark	1983-84	
Blazek, Michael	2014	Cardinals 13, Brewers 13
Boever, Dan	1987-88	
Boggs, Brandon	2011	Rangers 08-10, Brewers 11
Bolton, Rodney	1993-95	White Sox 93/95
Bolton, Tom	1995, '98	Red Sox 87-92, Reds 92, Tigers 93, Orioles 94
Borders, Pat	2005	Blue Jays 88-94/99, Royals 95, Astros 95, Cardinals 96, Angels 96, Indians 97-99, Mariners 01-04/05, Twins 04
Boris, Paul	1980	Twins 82
Boscan, J.C.	2006	Braves 10-12
Bourgeois, Jason	2009	White Sox 08, Brewers 09, Astros 10-12, Royals 12, Rays 13
Boxberger, Rod	1981	
Boyd, Jason	1999, 2004	Pirates 99/04, Phillies 00, Padres 02, Indians 03
Braddock, Zach	2010-11	Brewers 10-11
Bradley, Scott	1982-83, '92	Yankees 84-85, White Sox 86, Mariners 86-92, Reds 92
Brady, Doug	1993, '95-97	White Sox 95
Branson, Jeff	1991-92	Reds 92-97, Indians 97-98
Brantley, Mickey	1992	Mariners 86-89
Branyan, Russell	2005, '08	Indians 98-02/10, Reds 02-03, Brewers 04-05/08, Devil Rays 06, Padres 06/07, Phillies 07, Cardinals 07, Mariners 09/10, Diamondbacks 11, Angels 11

All-Time Roster *(cont'd)*

NAME	YEAR(S)	MLB SERVICE
Braun, Ryan	2007	Brewers 07-14
Bray, Steve	2006-08	
Brede, Brent	2000	Twins 96-97, Diamondbacks 98
Breining, Fred	1985-86	Giants 80-83, Expos 84
Brinkley, Darryl	1998-2000	
Brito, Luis	1998	
Brooks, Frank	2003-04	Pirates 04, Braves 05
Brown, Adrian	1998-2000, '02	Pirates 97-02, Red Sox 03, Royals 04, Rangers 06
Brown, Darrell	1985	Tigers 81, A's 82, Twins 83-84
Brown, Emil	1999-2000	Pirates 97-01, Padres 01, Reds 03, Royals 05-07, A's 08, Mets 09
Brown, Jordan	2011-12	Indians 10, Marlins 13
Brown, Keith	1988-92	Reds 88-92
Brown, Marty	1988-89	Reds 88-89, Orioles 90
Brown, Randy	1998	
Brown, Scott	1978-79	Reds 81
Browning, Mike	1982-83, '85	
Browning, Tom	1987	Reds 84-94, Royals 95
Bruback, Matt	2003	
Brumfield, Jacob	1992	Reds 92-94, Pirates 95-96, Blue Jays 96-97/99, Dodgers 99
Bruney, Brian	2010	Diamondbacks 04-05, Yankees 06-09, Nationals 10, White Sox 12
Bruno, Joe	1989	
Buchanan, Bob	1992	Reds 85, Royals 89
Buckner, Billy	2014	Royals 07, Diamondbacks 08-10, Angels 13, Padres 14
Buller, Dayton	2011-13	
Burgos, Hiram	2012-14	Brewers 13
Burke, Tim	1983	Expos 85-91, Mets 91-92, Yankees 92
Burnett, Sean	2004	Pirates 04/07-09, Nationals 10-12, Angels 13-14
Burns, Mike	2009	Reds 06, Red Sox 06, Brewers 09
Bush, Dave	2008	Blue Jays 04-05, Brewers 06-10, Rangers 11
Bushing, Chris	1992-94	Reds 93
Butler, Josh	2009-12	Brewers 09
Butterfield, Brian	1982	
C (80)		
Cain, Lorenzo	2008, '10	Brewers 10, Royals 11-14
Callahan, Ben	1982-84	A's 83
Callahan, Pat	1980-83	
Cameron, Mike	1997, 2008	White Sox 95-98, Reds 99, Mariners 00-03, Mets 04-05, Padres 06-07, Brewers 08-09, Red Sox 10-11, Marlins 11
Camp, Shawn	2001-03	Royals 04-05, Devil Rays 06-07, Blue Jays 08-11, Cubs 12-13, Phillies 14
Campos, Frank	1993	
Canale, George	1998	Brewers 89-91
Candaele, Casey	1998	Expos 86-88, Astros 88/90-93, Indians 96-97
Capellan, Jose	2005, '07	Braves 04, Brewers 05-07, Tigers 07, Rockies 08
Cappuccio, Carmine	1995-97	
Cappuzello, George	1979, '84	Tigers 81, Astros 82
Capra, Nick	1992	Rangers 82-83/85/91, Royals 88
Capuano, Chris	2010	Diamondbacks 03, Brewers 04-07/10, Mets 11, Dodgers 12-13, Red Sox 14, Yankees 14
Carroll, Brett	2011	Marlins 07-10, Brewers 11, Nationals 12

SOUNDS

2014 IN REVIEW

ATHLETICS

PCL OPPONENTS

RECORDS

MISC. INFO

All-Time Roster *(cont'd)*

SOUNDS

 2014 IN REVIEW

 ATHLETICS

 PCL OPPONENTS
 RECORDS
 MISC. INFO

 174

NAME	YEAR(S)	MLB SERVICE
Caruso, Gene	1998	
Carter, Jeff	1993	White Sox 91
Cary, Chuck	1985-86, '93	Tigers 85-86, Braves 87-88, Yankees 89-91, White Sox 93
Casillas, Adam	1990-91	
Castillo, Carlos	1997	White Sox 97-99
Castillo, Frank	1999	Cubs 91-97, Rockies 97, Tigers 98, Blue Jays 00, Red Sox 01-02/04
Cate, Troy	2008	Cardinals 07
Caulfield, Chuckie	2010	
Cedeno, Blas	2002	
Cepicky, Scott	1993	
Chapman, Nate	1980-82	
Charlton, Norm	1987-88	Reds 88-92/00, Mariners 93/95-97/01-02, Phillies 95, Orioles 98, Braves 98, Devil Rays 99
Chavez, Ozzie	2006-08, '13	
Chavez, Pedro	1985-86	
Chavez, Wilton	2006	
Choate, Randy	2008	Yankees 00-03, Diamondbacks 04-07, Rays 09-10, Marlins 11-12, Dodgers 12, Cardinals 13-14
Christiansen, Clay	1981-82	Yankees 84
Christiansen, Jason	1999	Pirates 95-00, Cardinals 00-01, Giants 01-05, Angels 05
Chrysler, Clint	2001	
Chulk, Vinnie	2012	Blue Jays 03-06, Giants 06-08, Indians 09, Brewers 12
Cirillo, Jeff	2005	Brewers 94-99/05-06, Rockies 00-01, Mariners 02-03, Padres 04, Twins 07, Diamondbacks 07
Clark, Jermaine	2006	Tigers 01, Rangers 03, Reds 04, A's 05
Clark, Matt	2014	Brewers 14
Clemons, Chris	1997	White Sox 97
Cleto, Ambioris	2000	
Clontz, Brad	1999-2000	Braves 95-97, Dodgers 98, Mets 98, Pirates 99-00
Closser, JD	2007	Rockies 04-06
Cody, Chris	2009	
Coffey, Todd	2010	Reds 05-08, Brewers 08-10, Nationals 11, Dodgers 12
Coffman, Jim	1983	
Coleman, Ken	1994	
Coles, Darnell	1992	Mariners 83-85/88-90, Tigers 86-87/90, Pirates 87-88, Giants 91, Reds 92, Blue Jays 93-94, Cardinals 95, Rockies 97
Collins, Dave	1987	Angels 75-76, Mariners 77, Reds 78-81/87-89, Yankees 82, Blue Jays 83-84, A's 85, Tigers 86, Cardinals 90
Colome, Jesus	2009	Devil Rays 01-06, Nationals 07-09, Brewers 09, Mariners 10
Colvard, Benny	1990	
Combe, Geoff	1978-79	Reds 80-81
Conner, Jeff	1985-86	
Conrad, Brooks	2012	A's 08, Braves 09-11, Brewers 12, Rays 12, Padres 14
Coolbaugh, Scott	1992	Rangers 89-90, Padres 91, Cardinals 94
Coomer, Ron	1993	Twins 95-00, Cubs 01, Yankees 02, Dodgers 03
Cooper, Don	1980	Twins 81-82, Blue Jays 83, Yankees 85
Coquillet, Trace	2002	Expos 99-00
Corbett, Doug	1978	Twins 80-82, Rockies 82-86, Orioles 87
Cordova, Francisco	1999, 2001	Pirates 96-01
Corey, Mark	2003-04	Mets 01-02, Rockies 02, Pirates 03-04

All-Time Roster *(cont'd)*

NAME	YEAR(S)	MLB SERVICE
Corporan, Carlos	2008-09	Brewers 09, Astros 11-14
Costello, Fred	1995	
Cota, Humberto	2001-04	Pirates 01-07
Cotto, Henry	1995	Cubs 84, Yankees 85-87, Mariners 88-93, Marlins 93
Cotton, John	1997, 2001	
Coughlin, Kevin	1993, '95	
Crabbe, Callix	2007-08	Padres 08
Craig, Dean	1982	
Cravy, Tyler	2014	
Crawford, Carlos	1998	Phillies 96
Cron, Chris	1993, '95	Angels 91, White Sox 92
Crudale, Mike	2004	Cardinals 02-03, Brewers 03
Cruz, Enrique	2006	Brewers 03, Reds 07
Cruz, Ivan	1999-00	Yankees 97, Pirates 99-00, Cardinals 02
Cruz, Luis	2010	Pirates 08-09, Brewers 10, Dodgers 12-13, Yankees 13
Cruz, Nelson	1997	White Sox 97, Tigers 99-00, Astros 01-02
Cruz, Nelson R.	2005-06	Brewers 05, Rangers 06-13, Orioles 14
Cruz, Victor	1985	Blue Jays 78, Indians 79-80, Pirates 81, Rangers 83
Csefalvay, John	1984	
Cusack, Rocky	1986	
Cutshall, Bill	1987	
D (58)		
Dabney, Fred	1993	
Dahl, Greg	1978	
Dalena, Pete	1983-84	Indians 89
Daniels, David	1998	
Darwin, Jeff	1996-97	Mariners 94, White Sox 96-97
Davidson, Randy	1978	
Davis, Blake	2013	Orioles 11
Davis, Doug	2010	Rangers 99-03, Blue Jays 03, Brewers 03-06/10, Diamondbacks 07-09, Cubs 11
Davis, J.J.	2003-04	Pirates 02-04, Nationals 05
Davis, John	1985, '95	Royals 87, White Sox 88-89, Padres 90
Davis, Kane	1999, 2005	Indians 00, Brewers 00/05, Rockies 01, Mets 02, Phillies 07
Davis, Kentrail	2013	
Davis, Khris	2012-13	Brewers 13-14
Dawley, Bill	1978-79	Astros 83-85, White Sox 86, Cardinals 87, Phillies 88, A's 89
Dayett, Brian	1980-82	Yankees 83-84, Cubs 85-87
Decker, Steve	1998	Giants 90-92/96, Marlins 93/95, Rockies 96, Angels 99
DeFrancesco, Tony	1988, '90-91	
De La Cruz, Frankie	2011, '13	Tigers 07, Marlins 08, Padres 09, Brewers 11
De La Rosa, Anderson	2010, '13	
de la Rosa, Tomas	2002-04	Expos 00-01, Giants 06
De Los Santos, Fautino	2012	A's 11-12
De La Torre, Jose	2014	Boston 13
Demaria, Chris	2006	Royals 05, Brewers 06
Demeteer, Todd	1983	
Dempsey, Pat	1984	
Denman, Brian	1985-86	Red Sox 82

SOUNDS

2014 IN REVIEW

ATHLETICS

PCL OPPONENTS

RECORDS

MISC. INFO

All-Time Roster *(cont'd)*

SOUNDS

2014 IN REVIEW

ATHLETICS

PCL OPPONENTS

RECORDS

MISC. INFO

NAME	YEAR(S)	MLB SERVICE
Denson, Drew	1993-94	Braves 89, White Sox 93
Deshaies, Jim	1984	Yankees 84, Astros 85-91, Padres 92, Giants 93, Twins 93-94, Phillies 95
Dessens, Elmer	1998, 2007	Pirates 96-98, Reds 00-02, Diamondbacks 03-04, Dodgers 04-06, Royals 06, Brewers 07, Rockies 07, Braves 08, Mets 09-10
Destrade, Orestes	1984	Yankees 87, Pirates 88, Marlins 93-94
Dewey, Duane	1984	
Dewey, Mark	2001	Giants 90/95-96, Mets 92, Pirates 93-94
Diaz, Kiki	1992	
Diaz, Robinzon	2014	Blue Jays 08, Pirates 08-09
Dibble, Rob	1987-88	Reds 88-93, White Sox 95, Brewers 95
Dickey, R.A.	2007	Rangers 01/03-06, Mariners 08, Twins 09, Mets 10-12, Blue Jays 13-14
DiFelice, Mark	2007-08, '11	Brewers 08-09/11
Dillard, Tim	2007-14	Brewers 08-09/11-12
Dillon, Joe	2007-08	Marlins 05, Brewers 07-08, Rays 09
Diorio, Mike	2000	
DiSarcina, Glenn	1996	
Dodd, Tommie	1982-83	Orioles 86
Doerr, Tim	1978	
Doman, Roger	1998	
Donaldson, Bo	2001	
Doster, Dave	2003	Phillies 96/99
Dougherty, Jim	1999, 2002	Astros 95-96, A's 98, Pirates 99
Dowdy, Brett	2010	
Downs, Brian	1997	
Drabek, Doug	1984	Yankees 86, Pirates 87-92, Astros 93-96, White Sox 97, Orioles 98
Drahman, Brian	1993	White Sox 91-93, Marlins 94
Drummond, Tim	1992	Pirates 87, Twins 89-90
Duffy, Chris	2009	Pirates 05-07, Brewers 09
Dunbar, Matt	1999	Marlins 95
Duncan, Rick	1978-79	
Durham, Ray	1994	White Sox 95-02, A's 02, Giants 03-08, Brewers 08
Durrington, Trent	2005	Angels 99-00/03, Brewers 04-05
Duval, Mickey	1978	
E (15)		
Earl, Scottie	1985-86, '88	Tigers 84
Edge, Tim	1998	
Ellis, Robert	1994-96	Angels 96, Diamondbacks 01, Dodgers 02, Rangers 03
Elston, Guy	1981-82	
Engle, Dave	1986	Twins 81-85, Tigers 86, Expos 87-88, Brewers 89
Erickson, Matt	2005	Brewers 04
Esasky, Nick	1987	Reds 83-88, Red Sox 89, Braves 90
Escalera, Ruben	1992	
Escobar, Alcides	2009	Brewers 08-10, Royals 11-14
Espino, Juan	1980	Yankees 82-83/85-86
Estrada, Marco	2010, '12-13	Nationals 09, Brewers 10-14
Evans, Dave	1998	
Evans, Jason	1997	
Eveland, Dana	2006	Brewers 05-06, Diamondbacks 07, A's 08-09, Blue Jays 10, Pirates 10,

All-Time Roster *(cont'd)*

<u>NAME</u>	<u>YEAR(S)</u>	<u>MLB SERVICE</u>
		Dodgers 11, Orioles 12, Mets 14
Evert, Brett	2005-06	
F (27)		
Fallon, Bob	1986	White Sox 84-85
Falu, Irving	2014	Royals 12-13, Brewers 14, Padres 14
Farris, Eric	2010-12	Brewers 11-12
Faulk, Kelly	1983-84	
Ferguson, Mark	1984	
Fernandez, Jared	2006	Reds 01-02, Astros 03-04, Brewers 06
Ferreyra, Raul	1979	
Fielder, Prince	2005	Brewers 05-11, Tigers 12-13, Rangers 14
Fields, Bruce	1986	Tigers 86, Mariners 88-89
Fiers, Mike	2011-14	Brewers 11-14
Figaro, Alfredo	2013-14	Tigers 09-10, Brewers 13-14
Figueroa, Luis D.	2004	
Figueroa, Luis R.	2000-01, '11	Pirates 01, Blue Jays 06, Giants 07
Figueroa, Nelson	2003-04	Phillies 00-01/10, Brewers 02, Pirates 03-04, Mets 08-09, Astros 10-11
Filer, Tom	1980	Cubs 82, Blue Jays 85, Brewers 88-90, Mets 92
Filson, Pete	1981	Twins 82-86, White Sox 86, Yankees 87, Royals 90
Finley, Brian	1987-88	
Fisher, Brian	1992	Yankees 85-86, Pirates 87-89, Astros 90, Mariners 92
Flores, Randy	2011	Rangers 02, Rockies 02/09-10, Cardinals 04-08, Twins 10
Fogg, Josh	2003	Pirates 02-05, Rockies 06-07/09, Reds 08
Fontenot, Ray	1982	Yankees 83-84, Cubs 85-86, Twins 86
Fordham, Tom	1996-97, 2003	White Sox 97-98
Foster, Steve	1991-92	Reds 91-93
Foulke, Keith	1997	Giants 97, White Sox 97-02, A's 03, Red Sox 04-06
Fowler, Don	1984	
Fraraccio, Dan	1995	
Fussell, Chris	2004	Orioles 98, Royals 99-00
G (66)		
Gagne, Eric	2008	Dodgers 99-06, Rangers 07, Red Sox 07, Brewers 08
Gajkowski, Steve	1995-96	Mariners 98
Gallardo, Yovani	2007-08	Brewers 07-14
Gallegos, Matt	1983-84	
Gamel, Mat	2008-11	Brewers 08-12
Garate, Victor	2012	Nationals 09
Garcia, Freddy A.	1998-99	Pirates 95/97-99, Braves 99
Garcia, Leo	1987-88, '90-91	Reds 87-88
Garcia, Luis	2002	Tigers 99
Garcia, Mike	1999-2000	Pirates 99-00
Garcia, Ramon	1993	White Sox 91, Brewers 96, Astros 97
Garcia, Victor	1991	
Garciaparra, Michael	2009	
Gardner, Richie	2008	
Garland, Wayne	1982	Orioles 73-76, Indians 77-81
Garner, Cole	2013	Rockies 11
Garner, Kevin	1992	

SOUNDS

2014 IN REVIEW

ATHLETICS

PCL OPPONENTS

RECORDS

MISC. INFO

All-Time Roster *(cont'd)*

SOUNDS

 2014 IN REVIEW

 ATHLETICS

 PCL OPPONENTS

RECORDS

 MISC. INFO

<u>NAME</u>	<u>YEAR(S)</u>	<u>MLB SERVICE</u>
Gayden, Huey	1982	
Geisler, Phil	1998	
Gennett, Scooter	2013	Brewers 13-14
Germann, Mark	1989	
Giard, Ken	1998-99	
Gibbons, Jay	2008, '12	Orioles 01-07, Dodgers 10-11
Gibson, Paul	1986	Tigers 88-91, Mets 92-93, Yankees 93-94/96
Gilbert, Shawn	1993, 2002-03	Mets 97-98, Cardinals 98, Dodgers 00
Gillespie, Cole	2009	Diamondbacks 10-11, Cubs 13, Mariners 14, Blue Jays 14
Gindl, Caleb	2011-14	Brewers 13-14
Ginter, Matt	2007, '09	White Sox 00-03, Mets 04, Tigers 05, Indians 08
Gleckel, Scott	1980	
Glover, Gary	2005	Blue Jays 99, White Sox 01-03, Angels 03, Brewers 04-05, Devil Rays 07-08, Tigers 08
Gomes, Wayne	2002	Phillies 97-01, Giants 01, Red Sox 02
Gomez, Carlos	2010	Mets 07, Twins 08-09, Brewers 10-14
Gomez, Hector	2014	Rockies 11, Brewers 14
Gonzalez, Andy	2011-12	White Sox 07, Indians 08, Marlins 09
Gonzalez, Angel	1991	
Gonzalez, Denny	1990-92	Pirates 84-88, Indians 89
Gonzalez, Fernando	1984	Pirates 72-73/77-78, Royals 74, Yankees 74, Padres 78-79
Gonzalez, Mike	2003-04	Pirates 03-06, Braves 07-09, Orioles 10-11, Rangers 11, Nationals 12, Brewers 13
Gonzalez, Orlando	1987-88	
Gorzelanny, Tom	2014	Pirates 05-09, Cubs 09-10, Nationals 11-12, Brewers 13-14
Grabow, John	2003	Pirates 03-09, Cubs 09-11
Graham, Randy	1984	
Gray, Jeff	1987-89	Reds 88, Red Sox 90-91
Grebeck, Craig	1994	White Sox 90-95, Marlins 96, Angels 97, Blue Jays 98-00, Red Sox 01
Green, Gary	1992	Padres 86/89, Rangers 90-91, Reds 92
Green, Nick	2009	
Green, Scarborough	2001	Rangers 99-00
Green, Sean	2011	Mariners 06-08, Mets 09-10, Brewers 11
Green, Taylor	2011-12, '14	Brewers 11-12
Greinke, Zack	2011	Royals 04-10, Brewers 11-12, Angels 12, Dodgers 13-14
Griffin, Joe	1978	
Griffin, Mike	1989	Yankees 79-81, Cubs 81, Padres 82, Orioles 87, Reds 89
Grijak, Kevin	1998	
Gross, Gabe	2007	Blue Jays 04-05, Brewers 06-08, Rays 08
Gross, Kip	1990-91	Reds 90-91, Dodgers 92-93, Red Sox 99, Astros 00
Grubb, John	1986	Padres 72-76, Indians 77-78, Rangers 78-82, Tigers 83-87
Guarnaccia, John	1978	
Guerra, Randy	1981-82	
Guerrier, Matt	2002-03	Twins 04-10/14, Dodgers 11-13, Cubs 13
Guillen, Jose	1999	Pirates 97-99, Devil Rays 99-01, Diamondbacks 02, Reds 02-03, A's 03, Angels 04, Nationals 05-06, Mariners 07, Royals 08-10, Giants 10
Gulden, Brad	1980	Dodgers 78, Yankees 79-80, Mariners 81, Expos 82, Reds 84, Giants 86
Gulan, Mike	2003	Cardinals 97, Marlins 01
Gulin, Lindsay	2007-09	

All-Time Roster *(cont'd)*

NAME	YEAR(S)	MLB SERVICE
Guy, Brad	2001	
Gwosdz, Doug	1988-89	
Gwynn Jr., Tony	2006-09	Brewers 06-08, Padres 09-10, Dodgers 11-12, Phillies 14
H (83)		
Haad, Yamid	2001	Pirates 99, Giants 05
Hackman, Luther	2004, '06-07	Rockies 99, Cardinals 00-02, Padres 03
Hall, Bill	2009	Brewers 02-09, Mariners 09, Red Sox 10, Astros 11, Giants 11, Orioles 12
Hall, Drew	1991	Cubs 86-88, Rangers 89, Expos 90
Hall, Joe	1993-94	White Sox 94, Tigers 95/97
Hall, Mel	1996	Cubs 81-84, Indians 84-88, Yankees 89-92, Giants 96
Halperin, Mike	1998	
Halton, Sean	2012-14	Brewers 13
Hamilton, Bobby	1978-79	
Hammaker, Atlee	1994-95	Royals 81, Giants 82-90, Padres 90-91, White Sox 94-95
Hammond, Chris	1989-90	Reds 90-92/06, Marlins 93-96/98, Red Sox 97, Braves 02, Yankees 03, A's 04, Padres 05
Hammond, Steve	2008	
Hand, Donovan	2010-14	Brewers 13
Hanggie, Dan	1980-81	
Hansell, Greg	1999	Dodgers 95, Twins 96, Brewers 97, Pirates 99
Hardy, J.J.	2009	Brewers 05-09, Twins 10, Orioles 11-14
Harper, Brian	1986	Angels 79/81, Pirates 82-84, Cardinals 85, Tigers 86, A's 87/95, Twins 88-93, Brewers 94
Harris, Butch	1978	
Harris, John	1985	Angels 79-81
Harris, Lenny	1987-89	Reds 88-89/94-98, Dodgers 89-93, Mets 98/00-01, Rockies 99, Diamondbacks 99-00, Brewers 02, Cubs 03, Marlins 03-06
Hart, Corey	2005-06, '09, '11	Brewers 04-12, Mariners 14
Hart, Corey D.	2005	
Hasselhoff, Derek	1997	
Haverbusch, Kevin	2001-02	
Hawkins, John	1984	
Hawkins, LaTroy	2010-11	Twins 95-03, Cubs 04-05, Giants 05, Orioles 06, Rockies 07/14, Yankees 08, Astros 08-09, Brewers 10-11, Angels 12, Mets 13
Hayden, Alan	1989	
Haynie, Jason	1998	
Heathcott, Mike	1997	White Sox 98
Heckathorn, Kyle	2013-14	
Heether, Adam	2008-10	
Heflin, Bronson	2000	Phillies 96
Heinkel, Don	1985-86	Tigers 88, Cardinals 89
Helling, Rick	2005-06	Rangers 94-96/97-01, Marlins 96-97/03, Diamondbacks 02, Orioles 03, Brewers 05-06
Hellweg, Johnny	2013-14	Brewers 13
Hench, Bill	1980, '82	
Henderson, Jim	2011-12, '14	Brewers 12-14
Hendrickson, Ben	2005-06	Brewers 04/06
Henika, Ron	1987	
Henneman, Mike	1986	Tigers 87-95, Astros 95, Rangers 96

SOUNDS

2014 IN REVIEW

ATHLETICS

PCL OPPONENTS

RECORDS

MISC. INFO

All-Time Roster *(cont'd)*

SOUNDS

2014 IN REVIEW

ATHLETICS

PCL OPPONENTS

RECORDS

MISC. INFO

NAME	YEAR(S)	MLB SERVICE
Hensley, Clay	2013	Padres 05-08, Marlins 10-11, Giants 12
Heredia, Julian	1998	
Hermansen, Chad	1998-02	Pirates 98-02, Cubs 02, Dodgers 03, Blue Jays 04
Hermida, Jeremy	2014	Marlins 05-09, Red Sox 10, Athletics 10, Reds 11, Padres 11-12
Hernaiz, Jesus	1983	
Hernandez, Alex	2000-01	Pirates 00-01
Hernandez, Cesar	1992	Reds 92-93
Hernandez, Chuck	1983	
Hernandez, Juan	1984	
Herrera, Daniel Ray	2011	Reds 08-10, Brewers 11, Mets 11
Herrera, Elian	2014	Dodgers 12-13, Brewers 14
Hill, Bobby	2003	Cubs 02-03, Pirates 03-05
Hill, Milt	1990-92	Reds 91-93, Braves 94, Mariners 94
Hill, Orsino	1987	
Hinton, Robert	2009-11	
Hobbs, Rodney	1986	
Hoey, Jim	2013	Orioles 06-07, Twins 11
Hoffman, Trevor	1992, 2009	Marlins 93, Padres 93-08, Brewers 09-10
Holbert, Aaron	2003	Cardinals 96, Reds 05
Holle, Greg	2013	
Holtz, Mike	2003	Angels 96-01, A's 02, Padres 02, Red Sox 06
Hopf, J.R.	2007-08	
Hopper, Norris	2010	Reds 06-08
House, J.R.	2004	Pirates 03-04, Astros 06/08, Orioles 07
Householder, Paul	1979	Reds 80-84, Cardinals 84, Brewers 85-86, Astros 87
Housman, Jeff	2005	
Houston, Ryan	2009	
Howard, Ben	2008	Padres 02-03, Marlins 04
Howard, Chris	1993	White Sox 93, Red Sox 94, Rangers 95
Howard, Matt	1999	Yankees 96
Howard, Thomas	2001	Padres 90-92, Indians 92-93, Reds 93-96, Astros 97, Dodgers 98, Cardinals 99-00
Howard, Tim	1995	
Howell, Jay	1978	Reds 80, Cubs 81, Yankees 82-84, A's 85-87, Dodgers 88-92, Braves 93, Rangers 94
Howie, Mark	1992	
Howitt, Dann	1994-95	A's 89-92, Mariners 92-93, White Sox 94
Hudler, Rex	1982	Yankees 84-85, Orioles 86, Expos 88-90, Cardinals 90-92, Angels 94-96, Phillies 97-98
Huff, Mike	1993	Dodgers 89, Indians 91, White Sox 91-93, Blue Jays 94-96
Hughes, Greg	1979	
Hughes, Keith	1984	Yankees 87/90, Phillies 87, Orioles 88, Reds 93
Hughes, Steve	1978-79	
Huntington, John	1978	
Hurst, Jimmy	1996	Tigers 97
Hyzdu, Adam	1999, 2001-03	Pirates 00-03, Red Sox 04/05, Padres 05, Rangers 06
I (5)		
Imes, Rodney	1990-91	
Iribarren, Hernan	2008-09	Brewers 08-09
Ishikawa, Travis	2012	Giants 06/08-10/14, Brewers 12, Orioles 13, Yankees 13, Pirates 14

All-Time Roster *(cont'd)*

NAME	YEAR(S)	MLB SERVICE
Izquierdo, Hansel	2004	Marlins 02
Izturis, Cesar	2012	Blue Jays 01, Dodgers 02-06, Cubs 06-07, Pirates 07, Cardinals 08, Orioles 09-11, Brewers 12, Nationals 12, Reds 13
J (33)		
Jackson, Danny	1990	Royals 83-87, Reds 88-90, Cubs 91-92, Pirates 92, Phillies 93-94, Cardinals 95-97, Padres 97
Jackson, Jay	2014	
Jackson, Zach	2006-08	Brewers 06/08, Indians 08-09
Jakubauskas, Chris	2013	Mariners 09, Pirates 10, Orioles 11
James, Justin	2011	A's 10
Jaramillo, Jason	2012	Pirates 09-11
Jaramillo, Milko	2006	
Jarvis, Kevin	2004	Reds 94-97, Twins 97, Tigers 97, A's 99, Rockies 00/04, Padres 01-03, Mariners 04, Cardinals 05, Diamondbacks 06, Red Sox 06
Javier, Stan	1984	Yankees 84, A's 86-90/94-95, Dodgers 90-92, Phillies 92, Angels 93, Giants 96-99, Astros 99, Mariners 00-01
Jefferson, Jim	1988	
Jefferson, Reggie	1990-91	Reds 91, Indians 91-93, Mariners 94, Red Sox 95-99
Jefferson, Stanley	1991	Mets 86, Padres 87-88, Yankees 89, Orioles 89-90, Indians 90, Reds 91
Jeffress, Jeremy	2014	Brewers 10/14, Royals 11-13, Blue Jays 14
Jemison, Greg	1980	
Jeter, Shawn	1993	White Sox 92
Johnson, Barry	1996-97	
Johnson, Ben	2010	
Johnson, Bobby	1984	Rangers 81-83
Johnson, Dane	1994-95	White Sox 94, Blue Jays 96, A's 97
Johnson, David	2009-10	
Johnson, Mark	2006	White Sox 98-02, A's 03, Brewers 04, Cardinals 08
Johnson, Ron	1985	Royals 82-83, Expos 84
Johnston, Mark	1980-81	
Johnston, Mike	2004	Pirates 04-05
Jones, Barry	1993	Pirates 86-88, White Sox 88-90/93, Expos 91, Phillies 92, Mets 92
Jones, Calvin	1995	Mariners 91-92
Jones, Chris	1989-91	Reds 91, Astros 92, Rockies 93-94, Mets 95-96, Padres 97, Diamondbacks 98, Giants 98, Brewers 00
Jones, Mike C.	1988	Royals 80-81, 84-85
Jones, Mike D.	2009-10	
Jones, Stacy	1996-97	Orioles 91, White Sox 96
Jones, Tracy	1988	Reds 86-88, Expos 88, Giants 89, Tigers 89-90, Mariners 90-91
Jose, Manny	1991	
Jungmann, Taylor	2014	
K (30)		
Karchner, Matt	1994-97	White Sox 95-98, Cubs 98-00
Karl, Scott	2001	Brewers 95-99, Rockies 00, Angels 00
Katin, Brendan	2008-11	
Kaufman, Curt	1980-81	Yankees 82-83, Angels 84
Kelly, Bill	1978-79	
Kelly, Bryan	1985-86	Tigers 86-87

SOUNDS

2014 IN REVIEW

ATHLETICS

PCL OPPONENTS

RECORDS

MISC. INFO

All-Time Roster *(cont'd)*

SOUNDS

 2014 IN REVIEW

 ATHLETICS

 PCL OPPONENTS
 RECORDS

 MISC. INFO

 182

<u>NAME</u>	<u>YEAR(S)</u>	<u>MLB SERVICE</u>
Kemp, Hugh	1987-89	
Keough, Matt	1984	A's 77-83, Yankees 83, Cardinals 85, Cubs 86, Astros 86
Kershner, Jason	2006	Padres 02, Blue Jays 02-04
Keyser, Brian	1993-97	White Sox 95-96
King, Brad	2003	
King, Eric	1986	Tigers 86-88/92, White Sox 89-90, Indians 91
King, Mike	1983-84	
Kintzler, Brandon	2010-12	Brewers 10-14
Klingenbeck, Scott	1998	Orioles 94-95, Twins 95-96, Reds 98
Klipstein, Dave	1988	
Kneurer, Frank	1982-83	
Knight, Tim	1982-84	
Knorr, Randy	2000	Blue Jays 91-95, Astros 96-97/99, Marlins 98, Rangers 00, Expos 01
Knott, Jon	2009	Padres 04/06, Orioles 07
Knox, Ryan	2005	
Komminsk, Brad	1993	Braves 83-86, Brewers 87, Indians 89, Giants 90, Orioles 90, A's 91
Konderla, Mike	1987	
Koonce, Graham	2006	A's 03
Koshansky, Joe	2009-10	Rockies 07-08
Kottaras, George	2011	Red Sox 08-09, Brewers 10-12, A's 12, Royals 13, Indians 14, Cardinals 14, Blue Jays 14
Kroenke, Zach	2013	Diamondbacks 10-11
Krynzal, Dave	2005-06	Brewers 04-05
Kuhn, Larry	1980	
Kuntz, Rusty	1985	White Sox 79-83, Twins 83, Tigers 84-85
L (48)		
Laffey, Aaron	2013	Indians 07-10, Mariners 11, Yankees 11, Blue Jays 12/13, Mets 13
Laga, Mike	1985-86	Tigers 82-86, Cardinals 86-88, Giants 89-90
Lahti, Jeff	1979	Cardinals 82-86
Laker, Tim	1998-00	Expos 92-93/95, Orioles 97, Devil Rays 98, Pirates 98-99, Indians 01/03-04/06
Lalli, Blake	2013	Cubs 12, Brewers 13
Landaeta, Luis	2002	
Landrum, Bill	1987	Reds 86-87/93, Cubs 88, Pirates 89-91, Expos 92
Landrum, Tito	1989	Cardinals 80-83/84-87, Orioles 83/88, Dodgers 87
Lane, Brian	1990, '92	
Larkin, Barry	1989	Reds 86-04
Lawrence, Sean	1998	Pirates 98
Layana, Tim	1991	Reds 90-91, Giants 93
Lazor, Joe	1990	
Lazorko, Jack	1986	Brewers 84, Mariners 85, Tigers 86, Angels 87-88
Leach, Brent	2013-14	Dodgers 09
Leach, Terry	1993	Mets 81-89, Royals 89, Twins 90-91, White Sox 92-93
Led Duke, Dan	1980-81	
Lee, Terry	1989-91	Reds 90-91
Lehr, Justin	2005-06	A's 04, Brewers 05-06, Reds 09
Lein, Chris	1982	
Leius, Scott	1997	Twins 90-95, Indians 96, Royals 98-99
Leon, Arcenio	2014	

All-Time Roster *(cont'd)*

NAME	YEAR(S)	MLB SERVICE
Leon, Danny	2000	Rangers 92
Levine, Alan	1994-97	White Sox 96-97, Rangers 98, Angels 99-02
Lewis, Tim	1980-81	
Lincoln, Mike	2001-03	Twins 99-00, Pirates 01-03, Cardinals 04, Reds 08-10
Lindsey, Bill	1983-84	White Sox 87
Lindsey, Doug	1994	Phillies 91/93, White Sox 93
Littleton, Wes	2009	Rangers 06-08
Lockhart, Keith	1989-91	Padres 94/03, Royals 95-96, Braves 97-02
Loe, Kameron	2010	Rangers 04-08, Brewers 10-12, Mariners 13, Cubs 13, Braves 13
Löfgren, Chuck	2010	
Loiselle, Rich	1998, 2000-01	Pirates 96-01
Lombardo, Rick	1978-79	
Lombardozi, Chris	1990	
Long, Joey	1999	Padres 97
Looney, Brian	2002	Expos 93-94, Red Sox 95
Lopez, Felipe	2011	Blue Jays 01-02, Reds 03-06, Nationals 06-08, Cardinals 08/10, Diamondbacks 09, Brewers 09/11, Red Sox 10, Rays 11
Lopez, Mendy	2002	Royals 98-99/03, Marlins 00, Astros 01, Pirates 01-02, Royals 04
Lopez, Rob	1987-91	
Lorraine, Andrew	1995	Angels 94, White Sox 95, A's 97, Mariners 98, Cubs 99-00, Indians 00, Brewers 02
Lowe, Johnnie	2012-14	
Lowe, Sean	2002	Cardinals 97-98, White Sox 99-01, Pirates 02, Rockies 02, Royals 03
Lowry, Dwight	1985-86	Tigers 84/86-87, Twins 98
Lucroy, Jonathan	2010, '12	Brewers 10-14
Lyle, Don	1978	
Lynch, Dave	1992	
Lyons, Barry	1995	Mets 86-90, Dodgers 90-91, Angels 91, White Sox 95
M (99)		
Mabeus, Chris	2006	Brewers 06
MacDonald, Bob	1994	
Machado, Anderson	2011	Phillies 03, Reds 04-05, Rockies 05
Machado, Robert	1995, '97	White Sox 96-98, Expos 99, Mariners 00, Cubs 01-02, Brewers 02, Orioles 03-04
Macias, Jose	2007	Tigers 00-02, Expos 02-03, Cubs 04-05
Mackowiak, Rob	2001, '03	Pirates 01-05, White Sox 06-07, Padres 07, Nationals 08
Madison, Scotti	1985-86, '89	Tigers 85-86, Royals 87-88, Reds 89
Magrane, Joe	1996	Cardinals 87-93, Angels 93-94, White Sox 96
Mahler, Mickey	1985	Braves 77-79, Pirates 80, Angels 81-82, Expos 85, Tigers 85, Rangers 86, Blue Jays 86
Mahler, Rick	1990	Braves 79-88/91, Reds 89-90, Expos 91
Mahomes, Pat	2003-04	Twins 91-96, Red Sox 96-97, Mets 99-00, Rangers 01, Cubs 02, Pirates 03
Maldonado, Martin	2009-12	Brewers 11-14
Manfre, Mike	1987	
Mann, Jim	2003-04	Mets 00, Astros 01-02, Pirates 03
Manning, Henry	1994	
Manzanillo, Josias	2000, '02	Red Sox 91, Brewers 93, Mets 93-95/99, Yankees 95, Mariners 97, Pirates 00-02, Reds 03, Marlins 04
Mariano, Bob	1981	

SOUNDS

2014 IN REVIEW

ATHLETICS

PCL OPPONENTS

RECORDS

MISC. INFO

All-Time Roster *(cont'd)*

SOUNDS

2014 IN REVIEW

ATHLETICS

PCL OPPONENTS
RECORDS

MISC. INFO

NAME	YEAR(S)	MLB SERVICE
Marquez, Isidro	1994-95	White Sox 95
Marte, Damaso	2001	Mariners 99, Pirates 01/06-08, White Sox 02-05, Yankees 08-10
Martin, Greg	2004	
Martin, Norberto	1993-94, '96	White Sox 93-97, Angels 98, Blue Jays 99
Martinez, Domingo	1994	Blue Jays 92-93
Martinez, Manny	1998	Mariners 96, Phillies 96, Pirates 98, Expos 99
Marzec, Eric	2011, '14	
Mata, Vic	1983	Yankees 84-85
Mateo, Ruben	2004	Rangers 99-01, Reds 02-03, Pirates 04, Royals 04
Mathews, Del	1998	
Mattingly, Don	1981	Yankees 82-95
Mattison, Kevin	2014	Marlins 12
Mattson, Rob	2000	
May, Lucas	2014	Royals 10
Mayer, Bob	1978-79	
Maysonet, Edwin	2011-12	Astros 08-09, Brewers 12
McClendon, Lloyd	1987-88	Reds 87-88, Cubs 89-90, Pirates 90-94
McClendon, Mike	2010-12	Brewers 10-12
McClung, Seth	2007, '12	Devil Rays 04-06, Brewers 07-09
McConnell, Sam	2000-01	Braves 04
McCurry, Jeff	1998	Pirates 95/98, Tigers 96, Rockies 97, Astros 99
McDade, Neal	2001	
McDaniel, Terry	1992	Mets 91
McDonald, Keith	2004	Cardinals 00-01
McEnaney, Will	1980	Reds 74-76, Expos 77, Pirates 78, Cardinals 79
McGaffigan, Andy	1980	Yankees 81, Giants 82-83, Expos 84-85, Reds 84-85, Tigers 85, Rangers 86, Blue Jays 86
McGee, Willie	1980-81	Cardinals 82-90/96-99, A's 90, Giants 91-94, Red Sox 95
McGriff, Terry	1987-90	Reds 87-90, Astros 90, Marlins 93, Cardinals 94
McKnight, Tony	2002	Astros 00-01, Pirates 01
McLeary, Big Party Marty	2010	Padres 04, Pirates 06-07
McNealy, Derwin	1983	
Meacham, Bobby	1984	Yankees 83-88
Meacham, Rusty	1998	Tigers 91, Royals 92-95, Mariners 96, Astros 00, Devil Rays 01
Meadows, Brian	2002-03	Marlins 98-99, Padres 00, Royals 00-01, Pirates 02-05, Devil Rays 06
Meadows, Daniel	2011-12	
Meares, Pat	1999	Twins 93-98, Pirates 99-01
Melvin, Bob	1985	Tigers 85, Giants 86-88, Orioles 89-91, Royals 92, Red Sox 93, Yankees 94, White Sox 94
Menees, Gene	1978-79	
Menechino, Frank	1997	A's 99-04, Blue Jays 04-05
Menendez, Tony	1992	Reds 92, Pirates 93, Giants 94
Merchant, Mark	1996	
Merigliano, Frank	1993	
Merklinger, Dan	2010	
Merullo, Matt	1993	White Sox 89/91-93, Indians 94, Twins 95
Meyer, Dan	1985	Tigers 74-76, Mariners 77-81, A's 82-85
Meyers, Mike	2005-06	
Milacki, Bob	1999	Orioles 88-92, Indians 93, Royals 94, Mariners 96

All-Time Roster *(cont'd)*

NAME	YEAR(S)	MLB SERVICE
Miller, Mark	1978-79	
Mills, Brad	2014	Blue Jays 09-11/14, Angels 12, A's 14
Milner, Eddie	1979, '88	Reds 80-86/88, Giants 87
Milstien, Dave	1994-95	
Mintz, Steve	1998	Giants 95, Angels 99
Minutelli, Gino	1990-92	Reds 90-91, Giants 93
Miranda, Geovany	1994	
Mitchell, Bobby	1985	Dodgers 80-81, Twins 82-83
Mitchell, Charlie	1988-91	Red Sox 84-85
Moeller, Chad	2006	Twins 00, Diamondbacks 01-03, Brewers 04-06, Reds 07, Dodgers 07, Yankees 08/10, Orioles 09
Molleken, Dustin	2013-14	
Monahan, Shane	2001	Mariners 98
Monda, Greg	1988	
Monge, Sid	1985	Angels 75-77, Indians 77-81, Phillies 82-83, Padres 83-84, Tigers 84
Mongiello, Mike	1993-95	
Monteleone, Rich	1985	Mariners 87, Angels 88-89/95-96, Yankees 90-93, Giants 94
Montgomery, Jeff	1987	Reds 87, Royals 88-99
Montgomery, Ray	1999-2000	Astros 96-98
Moody, Eric	2001	Rangers 97
Moore, Robert	1990	Royals 91
Moretto, Tony	1978	
Morgan, Mike	1981	A's 78-79, Yankees 82, Blue Jays 83, Mariners 85-87, Orioles 88, Dodgers 89-91, Cubs 92-95/98, Cardinals 95-96, Reds 96-97, Twins 98, Rangers 99, Diamondbacks 00-02
Morgan, Nyjer	2011	Pirates 07-09, Nationals 09-10, Brewers 11-12, Indians 14
Moriarty, Mike	2004	Orioles 02
Morman, Russ	1992	White Sox 88-89, Royals 90-91, Marlins 94-97
Morris, Hal	1990, '92	Yankees 88-89, Reds 90-97/99-00, Royals 98, Tigers 00
Morris, Hunter	2013-14	
Morris, Warren	2001, '05	Pirates 98-01, Twins 02, Tigers 03
Mosquera, Julio	2005	Blue Jays 96-97, Brewers 05
Motley, Darryl	1990	Royals 81-86, Braves 86-87
Mottl, Ryan	2004	
Mouton, Lyle	1995	White Sox 95-97, Orioles 98, Brewers 99-00, Marlins 01
Munoz, Jose	1996	White Sox 96
Munson, Eric	2008	Tigers 00-04, Devil Rays 05, Astros 06-07
Murray, A.J.	2010	Rangers 07-08
N (21)		
Narron, Sam	2008-11	Rangers 04
Narveson, Chris	2008-09, '13	Cardinals 06, Brewers 09-13
Nelson, Brad	2005-08	Brewers 08-09
Nelson, Bryant	2001	Red Sox 02
Nelson, Doug	1978	
Nelson, Jerome	1990	
Nelson, Jimmy	2013-14	Brewers 13-14
Newson, Warren	1993	White Sox 91-95, Mariners 95, Rangers 96-98
Nielsen, Scott	1984	Yankees 86/88-89, White Sox 87
Nieves, Wil	2011	Padres 02, Yankees 05-07, Nationals 08-10, Brewers 11
Nix, Laynce	2006-08	Rangers 03-06, Brewers 06-08, Reds 09-10, Nationals 11, Phillies 12-

SOUNDS

2014 IN REVIEW

ATHLETICS

PCL OPPONENTS

RECORDS

MISC. INFO

All-Time Roster *(cont'd)*

SOUNDS

2014 IN REVIEW

ATHLETICS

PCL OPPONENTS

RECORDS

MISC. INFO

<u>NAME</u>	<u>YEAR(S)</u>	<u>MLB SERVICE</u>
		13
Nixon, Otis	1981-82	Yankees 83, Indians 94-97, Expos 88-90, Braves 91-93/99, Red Sox 94, Rangers 95, Blue Jays 96-97, Twins 98
Noce, Paul	1990	Cubs 87, Reds 90
Nokes, Matt	1986	Giants 85, Tigers 86-90, Yankees 90-94, Orioles 95, Rockies 95
Noriega, Rey	1995	
Norton, Greg	1996-97	White Sox 96-00, Rockies 01-03, Tigers 04, Devil Rays 06-07, Mariners 08, Braves 08-09
Novoa, Rafael	1995	Giants 90, Brewers 93
Nowak, Chris	2011	
Nunez, Abraham	1998-00, '02, '08	Pirates 97-04, Cardinals 05, Phillies 06-07, Mets 08
Nunez, Franklin	2007	Devil Rays 04-05
Nyman, Chris	1986	White Sox 82-83
O (23)		
Obermueller, Wes	2005	Royals 02, Brewers 03-05, Marlins 07
O'Connor, Brian	2000-02	Pirates 00
Oeltjen, Trent	2010	Diamondbacks 09, Dodgers 10-11
Oester, Ron	1988	Reds 78-90
O'Keefe, Rick	1978-79	
Oliver, Joe	1988-89	Reds 89-94/96-97, Brewers 95, Tigers 98, Mariners 98/00, Pirates 99, Yankees 01, Red Sox 01
Oliverio, Steve	1988	
Olmedo, Ray	2010	Reds 03-06, Blue Jays 07, White Sox 12
Olmsted, Michael	2013	
Olsen, Steve	1994-95	
Olszta, Eddie	2004	
Olwine, Ed	1983	Braves 86-88
O'Malley, Tom	1985	Giants 82-84, White Sox 84, Orioles 85-86, Rangers 87, Expos 88, Mets 89-90
O'Neal, Randy	1985-86	Tigers 84-86, Braves 87, Cardinals 87-88, Phillies 89
O'Neill, Paul	1987, '89	Reds 85-92, Yankees 93-01
Ordonez, Magglio	1997	White Sox 97-04, Tigers 05-11
Orie, Kevin	2005	Cubs 97-98/02, Marlins 98-99
Orr, Pete	2014	Braves 05-07, Nationals 08-09, Phillies 11-13
Ortiz, Javier	1994-95	Astros 90-91
Ortiz, Junior	1995	Pirates 82-83/85-89, Mets 83-84, Twins 90-91, Indians 92-93, Rangers 94
Osik, Keith	1999	Pirates 96-02, Brewers 03, Orioles 04, Nationals 05
Osteen, Gavin	2000	
Oxspring, Chris	2007	Padres 05
P (55)		
Pacella, John	1985-86	Mets 77/79-80, Yankees 82, Twins 82, Orioles 84, Tigers 86
Pacillo, Pat	1987-88	Reds 87-88
Paciorek, Joey	2013	
Pagliarulo, Mike	1983	Yankees 84-89, Padres 89-90, Twins 91-93, Orioles 93, Rangers 95
Pagnozzi, Matt	2014	Cardinals 09-10, Rockies 11, Pirates 11, Astros 13, Brewers 14
Pall, Donn	1995	White Sox 88-93, Phillies 93, Yankees 94, Cubs 94, Marlins 96-98
Parejo, Freddy	2009	
Parker, Stephen	2013	
Paronto, Chad	2005	Orioles 01, Indians 02-03, Braves 06-07, Astros 08-09

All-Time Roster *(cont'd)*

NAME	YEAR(S)	MLB SERVICE
Parque, Jim	1997	White Sox 98-02, Devil Rays 03
Parra, Jose	2000	Dodgers 95, Twins 96, Pirates 00, Diamondbacks 02, Mets 04
Parra, Manny	2007, '09, '11	Brewers 07-10/12, Reds 13-14
Pasqua, Dan	1984	Yankees 85-87, White Sox 88-94
Pastore, Frank	1978	Reds 79-85, Twins 86
Patterson, Corey	2009, '12	Cubs 00-05, Orioles 06-07/10, Reds 08, Nationals 09, Brewers 09, Blue Jays 11, Cardinals 11
Patterson, Jarrod	2000	Tigers 01, Royals 03
Patterson, Scott	1983-84	
Patzke, Jeff	1998-99	
Pavlas, Dave	2000-01	Cubs 90-91, Yankees 95-96
Pearson, Eddie	1997	
Pearson, Kevin	1989-91	
Pena, Ariel	2014	
Pena, Luis	2008	
Peralta, Willy	2011-12	Brewers 12-14
Perez, Juan	2012	Pirates 06-07, Phillies 11, Brewers 12
Perry, Chan	2003	Indians 00, Royals 02
Peters, Chris	1999-00	Pirates 96-00, Expos 01
Petersen, Chris	2001	Rockies 99
Peterson, Charles	1998	
Peterson, Erik	1981-84	
Pettaway, Ike	1983	
Pettyjohn, Adam	2007	Tigers 01, Reds 08
Phelps, Tommy	2005	Marlins 03-04, Brewers 05
Phillips, Jason	1998-2000	Pirates 99, Indians 02-03
Phillips, Paul	2012	Royals 04-07, White Sox 08, Rockies 09-10
Pickford, Kevin	1998	Padres 02
Pittaro, Chris	1985	Tigers 85, Twins 86-87
Pittman, Joe	1985	Astros 81-82, Padres 82, Giants 84
Polcovich, Kevin	1999	Pirates 97-98
Poldberg, Brian	1981-82	
Polidor, Wil	1997	
Pose, Scott	1991	Marlins 93, Yankees 97
Post, David	2002	
Powell, Dennis	1994	Dodgers 85-86, Mariners 87-90/92-93, Brewers 90
Powell, Ross	1990-92	Reds 93, Astros 94-95, Pirates 95
Pratt, Andy	2005	Braves 02, Cubs 04
Pratt, Rich	1997	
Price, Joe	1978-79	Reds 80-86, Giants 87-89, Red Sox 89, Orioles 90
Pride, Curtis	2002	Expos 93/95/01, Tigers 96-97, Red Sox 97/00, Braves 98, Yankees 03, Angels 04-06
Prieto, Ariel	2003	A's 95-98/00, Devil Rays 01
Prince, Josh	2013	Brewers 13
Pritchett, Chris	2002	Angels 96/98-99, Phillies 00
Pryor, Buddy	1987-88	
Pugh, Tim	1991-92	Reds 92-96, Royals 96, Tigers 97
Pyka, Garry	1978	

Q (2)

SOUNDS

2014 IN REVIEW

ATHLETICS

PCL OPPONENTS

RECORDS

MISC. INFO

All-Time Roster *(cont'd)*

SOUNDS

2014 IN REVIEW

ATHLETICS

PCL OPPONENTS

RECORDS

MISC. INFO

NAME

YEAR(S)

MLB SERVICE

Quinones, Luis	1988-89	A's 83, Giants 86, Cubs 87, Reds 89-91, Twins 92
Quintero, Humberto	2012	Padres 03-04, Astros 05-11, Royals 12, Phillies 13, Mariners 13-14
R (66)		
Raburn, Johnny	2009-10	
Radmanovich, Ryan	2001-02	Mariners 98
Raftice, Bob	1983	
Raines, Tim	1993	Expos 79-90/01, White Sox 91-95, Yankees 96-98, A's 99, Orioles 01, Marlins 02
Ramirez, Aramis	1998-2000	Pirates 98-03, Cubs 03-11, Brewers 12-14
Ramirez, Erasmo	2008	Rangers 03-05, A's 07, Marlins 07
Ramsey, Fernando	1995-96	Cubs 92
Rasmussen, Jim	1983-85	
Rath, Fred	2000	Rockies 98
Ray, Kenny	2007	Royals 99, Braves 06
Reboulet, Jeff	2003	Twins 92-96, Orioles 97-99, Royals 00, Dodgers 01-02, Pirates 03
Reddish, Mike	1983	
Redman, Tike	2000-03, '09	Pirates 00-01/03-05, Orioles 07
Redus, Gary	1979	Reds 82-85, Phillies 86, White Sox 87-88, Pirates 88-92, Rangers 93-94
Reed, Jeff	1992	Twins 84-86, Expos 87-88, Reds 88-92, Giants 93-95, Rockies 96-99, Cubs 99-00
Reed, Jeremy	2011	Mariners 04-08, Mets 09, Blue Jays 10, Brewers 11
Reid, Justin	2003-04	
Reuss, Jerry	1987	Cardinals 69-71, Astros 72-73, Pirates 74-78/90, Dodgers 79-87, Reds 87, Angels 87, White Sox 88-89, Brewers 89
Reyes, Al	2002	Brewers 95-99, Orioles 00, Dodgers 00-01, Pirates 02, Yankees 03, Cardinals 04-05, Devil Rays 07-08
Reyes, Jose	1998	
Reynolds, Jeff	1982, '89	
Ricci, Frank	1981-82	
Richardson, Jeff	1989	Reds 89, Pirates 91, Red Sox 93
Righetti, Dave	1995	Yankees 79-90, Giants 91-93, A's 94, Blue Jays 94, White Sox 95
Rijo, Jose	1983, '90	Yankees 84, A's 85-87, Reds 88-95/01-02
Rincon, Ricardo	1998	Pirates 97-98, Indians 99-02, A's 02-05, Cardinals 06
Rios, Armando	2002	Giants 98-01, Pirates 01-02, White Sox 03
Riske, David	2008, '10	Indians 99/01-05, Red Sox 06, White Sox 06, Royals 07, Brewers 08-10
Risley, Bill	1991	Expos 92-93, Mariners 94-95, Blue Jays 96-98
Ritchie, Todd	1999	Twins 97-98, Pirates 99-01, White Sox 02, Brewers 03
Rivas, Amaury	2011-12	
Rivera, Carlos	2003-04	Pirates 03-04
Rivera, German	1986	Dodgers 83-84, Astros 85
Rivera, Mike	2005-07, '09, '11	Tigers 01-02, Padres 03, Brewers 06-09/11, Marlins 10
Rizzo, Todd	1997	White Sox 98-99
Robbins, Wes	1981	
Roberts, Leon	1985-86	Royals 84
Roberts, Willis	2004	Tigers 99, Orioles 01-03, Pirates 04
Robertson, Andre	1980	Mets 84-85
Robertson, Mike	1994-96, '99	White Sox 96, Phillies 97, Diamondbacks 98
Robertson, Rich	1999	Pirates 93-94, Twins 95-97, Angels 98

All-Time Roster *(cont'd)*

NAME	YEAR(S)	MLB SERVICE
Robinson, Brian	1987	
Robinson, Jeff M.	1986	Tigers 87-90, Orioles 91, Rangers 92, Pirates 92
Robinson, Ron	1988-89	Reds 84-90, Brewers 90-92
Robledo, Nilson	1996	
Rodriguez, Edwin	1982	Yankees 82, Padres 83/85
Rodriguez, Francisco	2013	Angels 02-08, Mets 09-11, Brewers 11-13/14, Orioles 13
Rodriguez, Rosario	1990	Reds 89-90, Pirates 91
Roenicke, Ron	1988	Dodgers 81-83, Mariners 83, Padres 84, Giants 85, Phillies 86-87, Reds 88
Roesler, Mike	1988-89	Reds 89, Pirates 90
Rogers, Jason	2014	Brewers 14
Rogers, Mark	2010-12	Brewers 10/12
Romero, Armando	2002	Padres 97-98, Red Sox 98, Rockies 03
Roof, Gene	1986	Cardinals 81-83, Expos 83
Roomes, Rolando	1989	Cubs 88, Reds 89-90, Expos 90
Rosado, Luis	1985	
Rose Jr., Pete	1998	Reds 97
Rosengren, John	2000	
Rothschild, Larry	1978	Tigers 81-82
Rottino, Vinny	2005-08	Brewers 06-08, Marlins 11, Mets 12, Indians 12
Ruffcorn, Scott	1993-96	White Sox 93-96, Phillies 97
Ruffin, Johnny	1993	Reds 93-96, Diamondbacks 00, Marlins 01
Ryan, Jason	2001	Twins 99-00
Ryan, Ken	1999	Red Sox 92-95, Phillies 96-99
Ryan, Matt	1998-99	
Ryder, Brian	1980	
S (107)		
Sabo, Chris	1987, '89, '92	Reds 88-93/96, Orioles 94, White Sox 95, Cardinals 95
Saenz, Olmedo	1994-96	White Sox 94, A's 00-02, Dodgers 04-07
Saito, Takashi	2011	Dodgers 06-08, Red Sox 09, Braves 10, Brewers 11, Diamondbacks 12
Sak, Jim	2000	
Salas, Marino	2007	Pirates 08
Salas, Mark	1982	Cardinals 84, Twins 85-87, Yankees 87, White Sox 88, Indians 89, Tigers 90-91
Salome, Angel	2009-10	Brewers 08
Sanchez, Alex	1985	Blue Jays 89
Sanchez, Duaner	2002-03	Diamondbacks 02, Pirates 02-03, Dodgers 04-05, Mets 06/08, Padres 09
Sanchez, Freddy	2003-04	Red Sox 03, Pirates 04-09, Giants 09-11
Sanchez, Jesus	2012-13	
Sanchez, Juan	2011-12	
Sanders, Tracy	2000	
Sandoval, Juan	2009	
Sanford, Chance	1998	Pirates 98
Sanford, Mo	1991-92	Reds 91, Rockies 93, Twins 95
Santana, Julio	2005	Rangers 97-98, Devil Rays 98-99, Expos 00, Tigers 02, Brewers 05, Phillies 06
Santana, Rafael	1980	Cardinals 83, Mets 84-88, Indians 90
Santo Domingo, Rafael	1978-79	Reds 79

SOUNDS

2014 IN REVIEW

ATHLETICS

PCL OPPONENTS

RECORDS

MISC. INFO

All-Time Roster *(cont'd)*

SOUNDS

2014 IN REVIEW

ATHLETICS

PCL OPPONENTS

RECORDS

MISC. INFO

NAME	YEAR(S)	MLB SERVICE
Sarfate, Dennis	2005-07	Brewers 06, Astros 07, Orioles 08-09
Sauerbeck, Scott	2000	Pirates 99-03, Red Sox 03, Indians 05-06, A's 06
Sauveur, Rich	1996, '98-99	Pirates 86, Expos 88, Mets 91, Royals 92, White Sox 96, A's 00
Scarborough, Steve	2005	
Schafer, Logan	2011-12, '14	Brewers 11-14
Schall, Gene	1997	Phillies 95-96
Scherrer, Bill	1986-87	Reds 82-84, Tigers 84-86, Reds 87, Orioles 88, Phillies 88
Schmidt, Jason	2001	Braves 95-96, Pirates 96-01, Giants 01-06, Dodgers 07/09
Schmitz, Danny	1980, '82	
Schrenk, Steve	1993-94, '96	Phillies 99-00
Schulz, Jeff	1992	
Schwarz, Jeff	1993-94	White Sox 93-94, Angels 94
Scott, Dickie	1984	
Scott, Donnie	1990-91	Rangers 83-84, Mariners 85, Reds 91
Scott, Kelly	1982-83	
Scott, Tim	1999	Padres 91-93/97, Expos 93-96, Giants 96, Angels 97
Scudder, Scott	1989-90	Reds 89-91, Indians 92-93
Sebra, Bob	1989-90	Rangers 85, Expos 86-87, Phillies 88-89, Reds 89, Brewers 90
Secrist, Reed	1999, 2001-02	
Segovia, Zack	2011	Phillies 07, Nationals 09
Segura, Jose	1992	White Sox 88-89, Giants 91
Seidel, R.J.	2013	
Sellers, Jeff	1989	Red Sox 85-88
Serafini, Dan	2000	Twins 96-98, Cubs 99, Padres 00, Pirates 00, Reds 03, Rockies 07
Serum, Gary	1982	Twins 77-79
Service, Scott	1992, 2002	Phillies 88, Expos 92, Rockies 93, Reds 93-94/96-97, Giants 95, Royals 97-99, A's 00, Diamondbacks 03/04, Blue Jays 03
Shaffar, Ben	2002-03	
Shannon, Kevin	1981	
Sheets, Ben	2006	Brewers 01-08, A's 10, Braves 12
Sheldon, Scott	2004	A's 97, Rangers 98-01
Sheridan, Pat	1986	Royals 81-85, Tigers 86-89, Giants 89, Yankees 91
Shiell, Jason	2008	Padres 02, Red Sox 03, Braves 06
Shiflett, Mark	1983-84	
Shirley, Steve	1985	Dodgers 82
Showalter, Buck	1980-83	
Shumpert, Terry	2004	Royals 90-94, Red Sox 95, Cubs 96, Padres 97, Rockies 98-02, Devil Rays 03
Sierra, Candy	1988	Padres 88, Reds 88
Silva, Jose	1998-99	Pirates 97-01, Reds 02
Silva, Mark	1983-84	
Simas, Bill	1995	White Sox 95-00
Simmons, Nelson	1985-86	Tigers 84-85, Orioles 87
Simon, Randall	2003-04	Braves 97-99, Tigers 01-02, Pirates 03/04, Cubs 03, Devil Rays 04, Phillies 06
Simpson, Allan	2006	Rockies 04-05, Reds 05, Brewers 06
Sirotko, Mike	1995-97	White Sox 95-00
Skrehot, Shaun	2001, '04	
Skrmetta, Matt	2000	Expos 00, Pirates 00, Reds 01, Royals 02

All-Time Roster *(cont'd)*

NAME	YEAR(S)	MLB SERVICE
Slagle, Roger	1980-82	Yankees 79
Small, Jeff	1992	
Smith, Brian	2001-02	Pirates 00
Smith, Chris	2009-10	Red Sox 08, Brewers 09-10
Smith, Chuck	1996-97	Marlins 00-01
Smith, Garry	1980, '82	
Smith, Keith	1982-84	Rangers 77, Cardinals 79-80
Smith, Ken	1981-82	
Smith, Mark C.	1985	A's 83
Smith, Mark E.	1998	Orioles 94-96, Pirates 97-98, Marlins 00, Expos 01, Brewers 03
Snell, Nate	1988	Orioles 84-86, Tigers 87
Snider, Van	1988-89	Reds 88-89
Snopek, Chris	1995-97	White Sox 95-98, Red Sox 98
Snusz, Chris	2003-04	
Sohns, Tommy	1978-79	
Sollmann, Steve	2008	
Sorensen, Zach	2006	Indians 03, Angels 05
Soto, Mario	1987	Reds 77-88
Sparks, Jeff	1999	Devil Rays 99-00
Sparks, Steve	2001	Pirates 00
Springer, Gary	1986	
Spurling, Chris	2007	Tigers 03/05-06, Brewers 06-07
Stairs, Matt	2003	Expos 92-93, Red Sox 95, A's 96-00, Cubs 01, Brewers 02, Pirates 03, Royals 04-06, Rangers 06, Tigers 06, Blue Jays 07-08, Phillies 08-09, Padres 10, Nationals 11
Statia, Hainley	2012-14	
Staton, T.J.	1998	
St. Claire, Randy	1988	Expos 84-88, Reds 88, Twins 89, Braves 91-92, Blue Jays 94
Stein, Blake	2004	A's 98-99, Royals 99-02
Stern, Adam	2009-10	Red Sox 05-06, Orioles 07, Brewers 10
Stetter, Mitch	2005-08, '10-12	Brewers 07-11
Stewart, Cory	2004	
Stieb, Dave	1993	Blue Jays 78-92, White Sox 93
Stocker, Mel	2008	Brewers 07
Stoddard, Bob	1985	Mariners 81-84, Tigers 85, Padres 86, Royals 87
Stone, Jeff	1992	Phillies 83-87, Orioles 88, Rangers 89, Red Sox 89-90
Strange, Doug	1999	Tigers 89, Cubs 91-92, Rangers 93-94, Mariners 95-96, Expos 97, Pirates 98
Suppan, Jeff	2009	Red Sox 95-97/03, Diamondbacks 98, Royals 98-02, Pirates 03, Cardinals 04-06/10, Brewers 07-10, Padres 12
Sutko, Glenn	1991	Reds 90-91
Sveum, Dale	1999	Brewers 86-91, Phillies 92, White Sox 92, A's 93, Mariners 94, Pirates 96-97/99, Yankees 98
Sweet, Jonathan	1998	
Swindle, R.J.	2009	Phillies 08, Brewers 09
Sykes, Bob	1982	Tigers 77-78, Cardinals 79-81
Szymczak, Dave	1983	
T (36)		
Tabaka, Jeff	1998	Pirates 94/99, Padres 94-95, Astros 95-96, Reds 97, Cardinals 01
Tabler, Pat	1980	Cubs 81-82, Indians 83-88, Royals 88-90, Mets 90, Blue Jays 91-92

SOUNDS

2014 IN REVIEW

ATHLETICS

PCL OPPONENTS

RECORDS

MISC. INFO

All-Time Roster *(cont'd)*

SOUNDS

 2014 IN REVIEW

 ATHLETICS

 PCL OPPONENTS

RECORDS

 MISC. INFO

192

NAME	YEAR(S)	MLB SERVICE
Tanner, Eddie	1987-90	
Taylor, Billy	2001	A's 94/96-99, Mets 99, Devil Rays 00, Pirates 01
Taylor, Dwight	1992	Royals 86
Taylor, Jeff	1980-81	
Taylor, Steve	1980-81	
Tedder, Scott	1993	
Teegarden, Rob	1981, '83	
Terry, Scott	1987	Reds 86, Cardinals 87-91
Tewksbury, Bob	1983-84	Yankees 86-87, Cubs 87-88, Cardinals 89-94, Rangers 95, Padres 96, Twins 97
Thatcher, Joe	2007	Padres 07-13, Diamondbacks 13-14, Angels 14
Thigpen, Bobby	1996	White Sox 86-93, Phillies 93, Mariners 94
Thobe, Steve	1998	
Thomas, Charles	2007	Braves 04, A's 05
Thomas, Larry	1993, '97	White Sox 95-97
Thompson, Justin	2006	Tigers 96-99, Rangers 05
Thompson, Rich	2003-04	Royals 04, Rays 12
Thornburg, Tyler	2012-13	Brewers 12-14
Thurman, Corey	2006	Blue Jays 02-03
Thurman, Gary	1994	Royals 87-92, Tigers 93, Mariners 95, Mets 97
Tingley, Ron	1994	Padres 82, Indians 88, Angels 89-93, Marlins 94, White Sox 94, Tigers 95
Toca, Jorge	2003	Mets 99-01
Tolar, Kevin	1998, 2002	Tigers 00-01, Red Sox 03
Tolman, Tim	1986	Astros 81-85, Tigers 86-87
Tomaselli, Chuck	1984	
Torres, Melqui	2008	
Torres, Salomon	2002-03	Giants 93-95, Mariners 95-96, Expos 97, Pirates 02-07, Brewers 08
Town, Randy	1979	
Trafton, Todd	1991-92	
Treadway, Jeff	1987	Reds 87-88, Braves 89-92, Indians 93, Dodgers 94-95, Expos 95
Tremie, Chris	1995-96, '99	White Sox 95, Rangers 98, Pirates 99
Truby, Chris	2004	Astros 00-01, Expos 02, Tigers 02, Devil Rays 03, Royals 05
Turek, Joe	1991	
Turnbow, Derrick	2008	Angels 00/03-04, Brewers 05-08
Tyner, Jason	2009	Mets 00, Devil Rays 00-03, Twins 05-07, Indians 08
U (1)		
Ungs, Nic	2008	
V (19)		
Valdez, Mario	1997	White Sox 97, A's 00-01
Valrie, Kerry	1995-96	
Van Benschoten, John	2004	Pirates 04/07-08
Van Gorder, Dave	1978-79	Reds 82,84-86, Orioles 87
Van Poppel, Todd	1999	A's 91/93-96, Tigers 96, Rangers 98/02-03, Pirates 98, Cubs 00-01, Reds 03-04
Vargas, Claudio	2012	Expos 03-04, Nationals 05, Diamondbacks 05-06, Brewers 07/09-10, Mets 08, Dodgers 09
Vargas, Hedi	1988	Pirates 82/84
Vasquez, Luis	1989-91	
Velez, Eugenio	2013-14	Giants 07-10, Dodgers 11

All-Time Roster *(cont'd)*

NAME	YEAR(S)	MLB SERVICE
Venable, Max	1987	Giants 79-83, Expos 84, Reds 85-87, Angels 89-91
Ventura, Robin	1997	White Sox 89-98, Mets 99-01, Yankees 02-03, Dodgers 03-04
Vierra, Joey	1990-92, '94-95	
Villaman, Rafael	1981-82	
Villano, Mike	2000	
Villanueva, Carlos	2006-07, '10	Brewers 06-10, Blue Jays 11-12, Cubs 13-14
Villarreal, Luis	2007	
Vinas, Julio	1996-97	
Vogelsong, Ryan	2001, '03	Giants 00-01/11-14, Pirates 01/03-06
Voigt, Paul	1985	
W (56)		
Walker, Bernie	1987, '89, '91	
Walker, Duane	1978-79	Reds 82-85, Rangers 85, Cardinals 88
Wallace, Jeff	1999-2000	Pirates 97/99-00, Devil Rays 01
Ward, Daryle	2004	Astros 98-02, Dodgers 03, Pirates 04-05, Nationals 06, Braves 06, Cubs 07-08
Ward, Turner	1999	Indians 90-91, Blue Jays 91-93, Brewers 94-96, Pirates 97-99, Diamondbacks 99-00, Phillies 01
Wasdin, John	2003	A's 95-96, Red Sox 97-00, Rockies 00-01, Orioles 01, Blue Jays 03, Rangers 04-06, Pirates 07
Waters, Chris	2010	Orioles 08-09
Weaver, Jeff	2008	Tigers 99-02, Yankees 02-03, Dodgers 04-06/09-10, Cardinals 06, Mariners 07
Webb, Travis	2013	
Weeks, Rickie	2005, '07	Brewers 03/05-14
Wehner, John	1999-2000	Pirates 91-96/99-01, Marlins 97-98
Weibl, Clint	2005	
Weicker, George	1978	
Weisenburger, Adam	2014	
Wengert, Don	2001	A's 95-97, Padres 98, Cubs 98, Royals 99, Braves 00, Pirates 01
Werly, Jamie	1980-81, '83	
Werner, Don	1985	Reds 75-80, Rangers 81-82
Werth, Dennis	1981	Yankees 79-81, Royals 82
Wever, Stefan	1981-82	Yankees 82
Wex, Gary	1984	
Wheeler, Zelous	2011	Yankees 14
Whitmore, Darrell	1998	Marlins 93-95
Wiegandt, Scott	1998	
Wilborn, Ted	1980-81, '85	Blue Jays 79, Yankees 80
Wilkins, Marc	1998-2001	Pirates 96-01
Willett, Joel	1979	
Williams, Adrian	2012	
Williams, Dave	2001, '03-04	Pirates 01-02/04-05, Reds 06, Mets 06-07
Williams, Frank	1988	Giants 84-86, Reds 87-88, Tigers 89
Williams, Jeff	1984	
Williams, Mike	1998	Phillies 92-96/03, Royals 97, Pirates 98-03, Astros 01
Willis, Carl	1987	Tigers 84, Reds 84-86, White Sox 88, Twins 91-95
Wilson, Brandon	1994-95	
Wilson, Craig A.	2000-01	Pirates 01-06, Yankees 06, Braves 07
Wilson, Craig F.	1996-97	White Sox 98-00

SOUNDS

2014 IN REVIEW

ATHLETICS

PCL OPPONENTS

RECORDS

MISC. INFO

All-Time Roster *(cont'd)*

SOUNDS

2014 IN REVIEW

ATHLETICS

PCL OPPONENTS

RECORDS

MISC. INFO

<u>NAME</u>	<u>YEAR(S)</u>	<u>MLB SERVICE</u>
Wilson, Dan	1992	Reds 92-93, Mariners 94-05
Wilson, Enrique	2000	Indians 97-00, Pirates 00-01, Yankees 01-04, Cubs 05
Wilson, Gary	1998	Pirates 95
Wilson, Happy Jack	2001	Pirates 01-09, Mariners 09-11, Braves 11-12
Wilson, Steve	1995	Rangers 88, Cubs 89-91, Dodgers 91-93
Wimberly, Larry	2001	
Wimmer, Chris	1998	
Winkelsas, Joe	2006	Braves 99, Brewers 06
Winters, Matt	1982	Royals 89
Wohlford, Jim	1987	Royals 72-76, Brewers 77-79, Giants 80-82, Expos 83-86
Wolak, Jerry	1994-95	
Wood, Jason	2000-01	A's 98, Tigers 98-99, Marlins 06-08
Woods, Brian	1997	
Woodward, Chris	2008	Blue Jays 99-04/11, Mets 05-06, Braves 07, Mariners 09-10, Red Sox 09
Woodworth, Dave	1984	
Wooten, Rob	2012-14	Brewers 13-14
Worden, Bill	1984	
Worrell, Steve	1996	
Wright, Chase	2009-11	Yankees 07
Wright, Ron	1998	Mariners 02
Wrona, Rick	1992-93, '97	Cubs 88-90, Reds 92, White Sox 93, Brewers 94
Z (5)		
Zappelli, Mark	1996	
Zosky, Eddie	2000	Blue Jays 91-92, Marlins 95, Brewers 99, Astros 00
Zumwalt, Alec	2005-07	
Zuniga, Tony	2005	
Zupcic, Bob	1994-95	Red Sox 91-94, White Sox 94